

Lecture note- 3  
Organic Chemistry CHE 502

# **HETEROCYCLIC COMPOUNDS**

Co-Coordinator – Dr. Shalini Singh

DEPARTMENT OF CHEMISTRY  
UTTARAKHAND OPEN UNIVERSITY

---

## UNIT 4: HETEROCYCLIC COMPOUNDS- I

---

### CONTENTS

- 4.1 Objectives
- 4.2 Introduction
- 4.3 Classification of heterocyclic compounds
- 4.4 Nomenclature of heterocyclic compounds
- 4.5 Molecular orbital picture
- 4.6 Structure and aromaticity of pyrrole, furan, thiophene and pyridine
- 4.7 Methods of synthesis properties and chemical reactions of Pyrrole, Furan, Thiophene and Pyridine
- 4.8 Comparison of basicity of Pyridine, Piperidine and Pyrrole
- 4.9 Summary
- 4.10 Terminal Question

---

### **4.1 OBJECTIVES**

---

#### **In this unit learner will be able to**

- Know about the most important simple heterocyclic ring systems containing heteroatom and their systems of nomenclature and numbering.
- Understand and discuss the reactivity and stability of hetero aromatic compounds.
- Study the important synthetic routes and reactivity for five and six member hetero aromatic compounds.
- Understand the important physical and chemical properties of five and six member hetero aromatic compounds.
- Know about the applications of these hetero aromatic compounds in the synthesis of important industrial and pharmaceutical compounds

---

## **4.2 INTRODUCTION**

---

Heterocyclic compound is the class of cyclic organic compounds those having at least one hetero atom (*i.e.* atom other than carbon) in the cyclic ring system. The most common heteroatoms are nitrogen (N), oxygen (O) and sulphur (S). Heterocyclic compounds are frequently abundant in plants and animal products; and they are one of the important constituent of almost one half of the natural organic compounds known. Alkaloids, natural dyes, drugs, proteins, enzymes etc. are the some important class of natural heterocyclic compounds. Heterocyclic compounds can be easily classified based on their electronic structure. Heterocyclic compounds are primarily classified as saturated and unsaturated. The saturated heterocyclic compounds behave like the acyclic derivatives with modified steric properties. Piperidine and tetrahydrofuran are the conventional amines and ethers of this category. However, unsaturated heterocyclic compounds of 5- and 6- member rings have been studied extensively because of their unstrained nature. The unstrained unsaturated heterocyclic compounds include Pyridine, Thiophene, Pyrrole, Furan and their benzo fused derivatives. Quinoline, Isoquinoline, Indole, Benzothiophene, and Benzofuran are some important example of benzo fused heterocycles. Heterocyclic compounds have a wide application in pharmaceuticals, agrochemicals and veterinary products. Many heterocyclic compounds are very useful and essential for human life. Various compounds such as hormones, alkaloids antibiotic, essential amino acids, hemoglobin, vitamins, dyestuffs and pigments have heterocyclic structure.

In the present unit, students would be able to learn about the common five and six membered heterocyclic compounds, such as Pyrrole, Furan, Thiophene, Pyridine and Piperidine etc.

---

## **4.3 CLASSIFICATION OF HETEROCYCLIC COMPOUNDS**

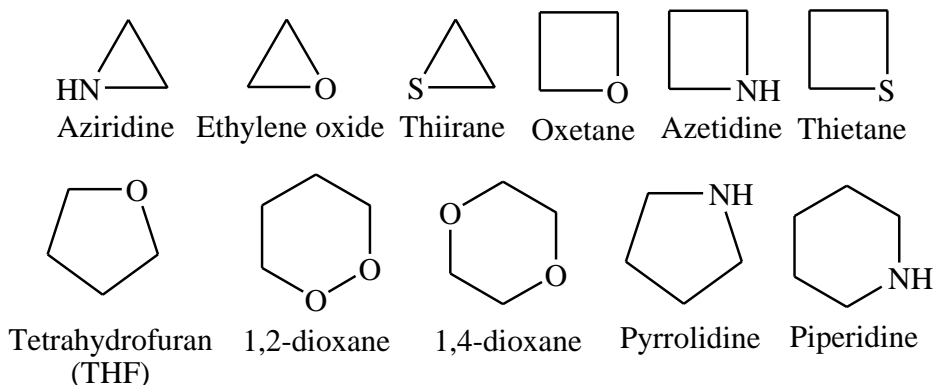
---

Based on the structural and electronic arrangement the heterocyclic compounds may be classified into two categories.

- i. Aliphatic heterocyclic compounds
- ii. Aromatic heterocyclic compounds

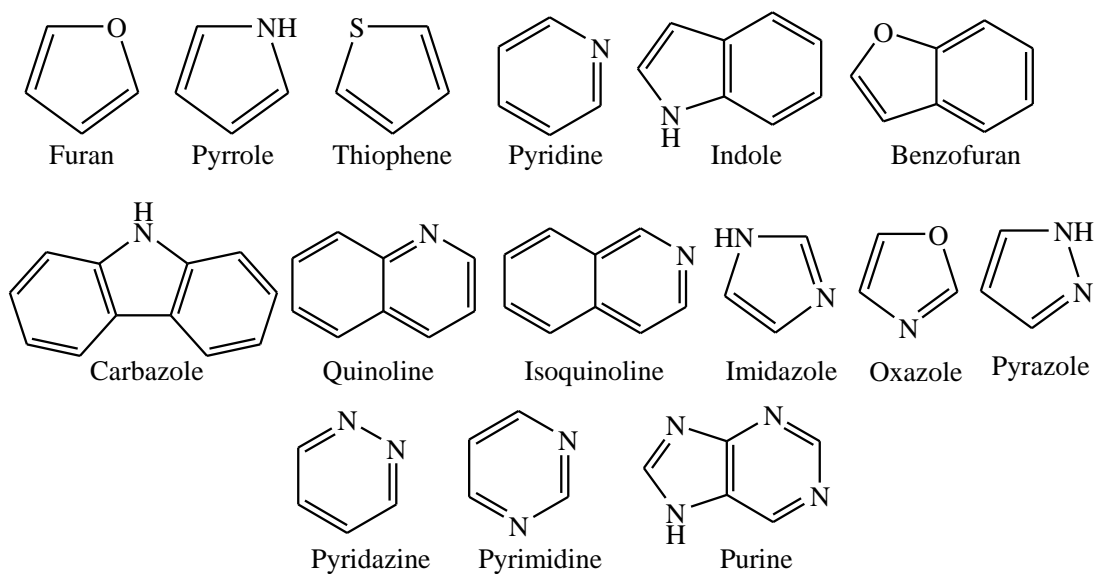
The aliphatic heterocyclic compounds are the cyclic amines, cyclic amides, cyclic ethers and cyclic thioethers. Aliphatic heterocycles those do not contain double bonds are called saturated

heterocycles. The properties of aliphatic heterocycles are mainly affected by the ring strain. Examples of aliphatic heterocyclic compounds are shown in figure 1.



**Figure 1.** Examples of aliphatic heterocyclic compounds

However, aromatic heterocyclic compounds are analogous of benzene. The aromatic heterocyclic compounds also follow the Huckel's rule. According to Huckel's rule an aromatic compounds must be cyclic in nature with planar geometry due to conjugate double bonds and must have  $(4n+2)\pi$  electrons. Examples of aromatic heterocyclic compounds are shown in figure 2.



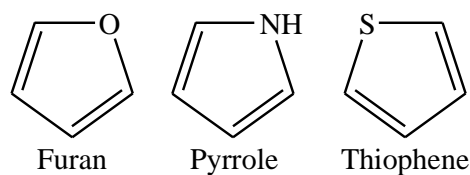
**Figure 2.** Examples of aromatic heterocyclic compounds

A hetero cyclic ring may comprise of three or more than three atoms, which may be saturated or unsaturated. Also heterocyclic ring may contain more than one heteroatom which may be either similar or different.

Based on the variety of structure, the heterocyclic compounds may also be divided into three categories.

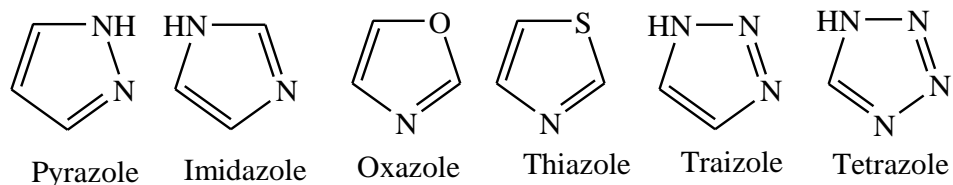
1. Five membered heterocyclic compounds: These heterocyclic compounds may be considered to be derived from benzene by replacing one C=C bond by a hetero atom with a lone pair of electron. Based on number of hetero atom present in the cyclic ring this class of heterocyclic compounds may be further subdivided into following categories.

a). Heterocyclic compounds with one hetero atom: Common examples of this class of compounds are furan, thiophene and pyrrole (Figure 3).



**Figure 3.** Five member heterocyclic compounds with one hetero atom

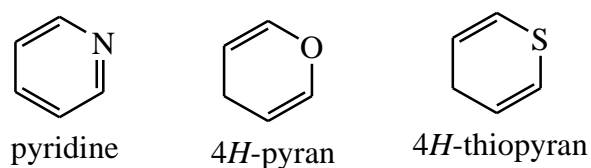
b). Heterocyclic compounds with more than one hetero atom: These hetero atoms may be same or different. Common examples of this category of heterocyclic compounds are pyrazole, imidazole, thiazole, oxazole, triazole and tetrazole etc (Figure 4).



**Figure 4.** Five member heterocyclic compounds with two hetero atom

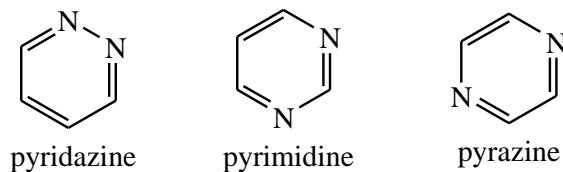
2. Six membered heterocyclic compounds: This class of compounds may be considered to be derived from the replacement of a carbon atom of benzene by an iso-electronic atom. Similar to the five membered heterocyclic compounds, the six membered heterocyclic compounds may also be subdivided into following categories.

a). Heterocyclic compounds with one hetero atom: Common examples of this class of compounds are pyridine, pyran, thiopyran etc (Figure 5).



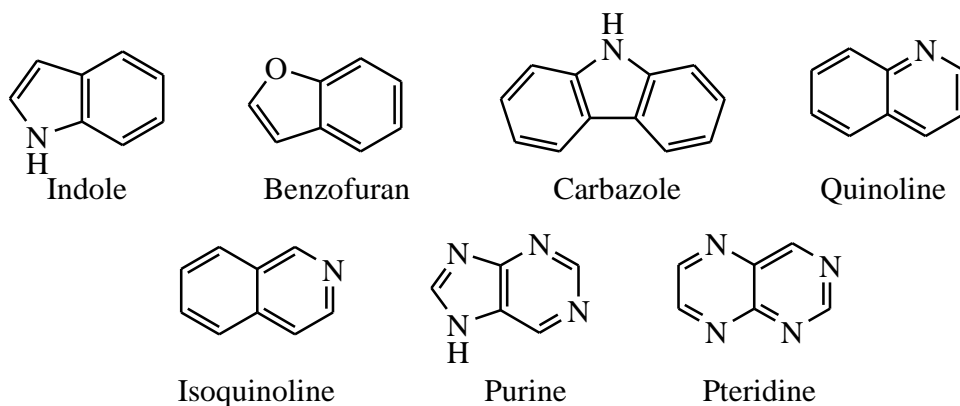
**Figure 5.** Six member heterocyclic compounds with one hetero atom

b). Heterocyclic compounds with more than one hetero atom: Common examples of this class of compounds are pyridazine, pyrimidine, pyrazine etc (Figure 6).



**Figure 6.** Six member heterocyclic compounds with more than one hetero atom

3. Fused or condensed heterocyclic compounds: This class of compound may consist two or more fused rings which may be partly carbocyclic and partly heterocyclic, common examples of this category of heterocyclic compounds are Indole, Quinoline, Isoquinoline, Cabazole etc; or may be completely heterocyclic, common examples of this category of heterocyclic compounds are purine, pteridine etc (Figure 7).



**Figure 7.** Fused or condensed heterocyclic compounds

---

## 4.4 NOMENCLATURE OF HETEROCYCLIC COMPOUNDS

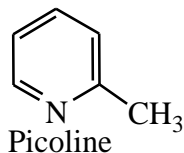
---

The nomenclature of heterocyclic compounds is divided into two categories, a) Trivial method of nomenclature and, b) Systematic method of nomenclature. However, most of the heterocyclic compounds are known by their common trivial names.

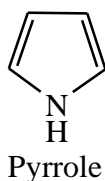
### 4.4.1 TRIVIAL METHOD OF NOMENCLATURE:

During the early days of organic chemistry, names of the heterocyclic organic compounds were given based on their occurrence, their first preparation and some characteristic properties.

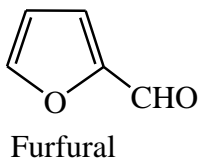
Heterocyclic compounds were named on the basis of their source from which the compound was obtained. Thus the name depended on the source of the compound. For example picoline; picoline is derived from coaltar. This is based on Latin word *pictus* means *tarry*.



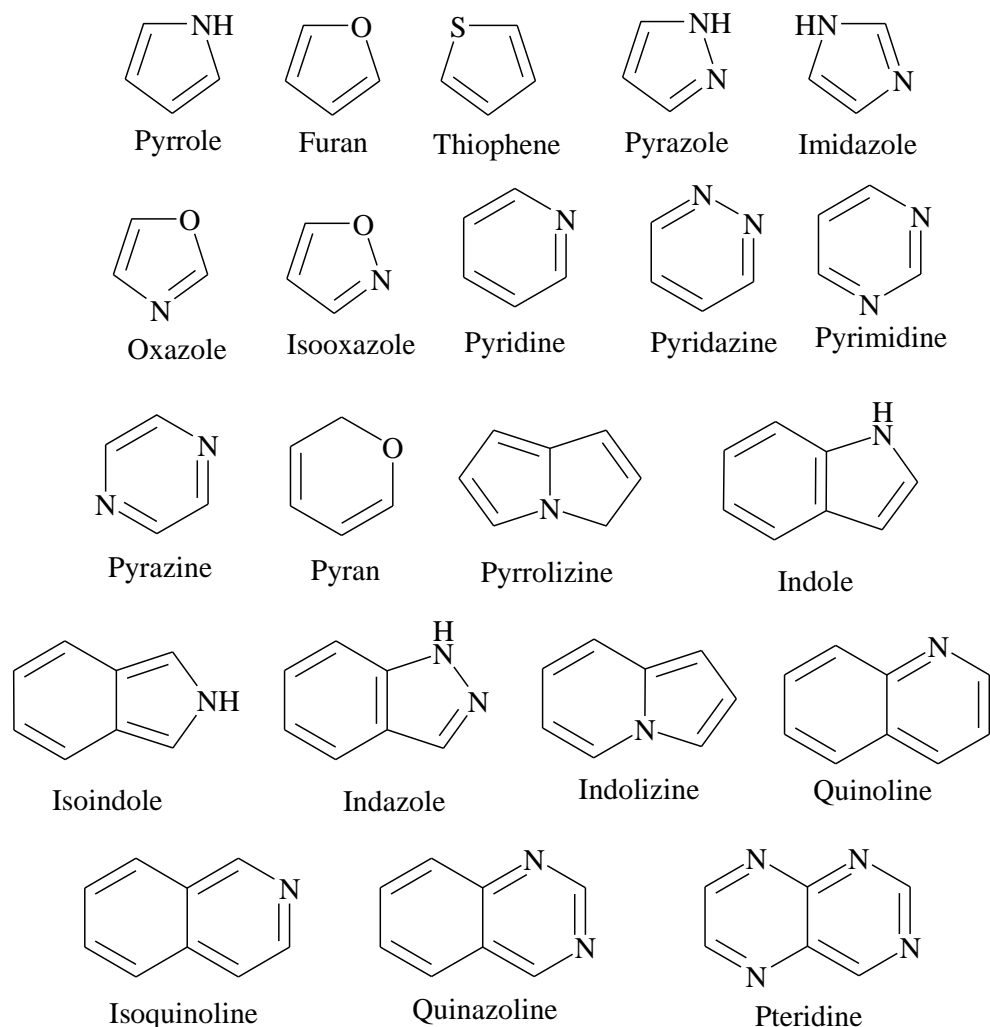
Heterocyclic compounds were also named on the basis of their characteristic properties. For example, pyrrole; which is basic in nature; the name of pyrrole was originated from the Greek word for fiery red because of characteristic colour which the compound gives with pine splint dipped in hydrochloric acid.



Similarly, the name Furfural is given based on its source. Furfural means barn oil. Furfural was isolated from the distillation of barn.



The trivial nomenclature was the first nomenclature method which has a significant role in the development of heterocyclic chemistry. However, this system has some disadvantages too. The trivial system does not give any structural information about the compound. At present just over 60 trivial names survive and recognized by IUPAC system of nomenclature. These recognized names are, however, significant because they are used as basis for constructing other compounds, more systematic names for polycyclic compounds and/or their derivatives. Examples of heterocyclic compounds with recognized trivial names are shown in figure 8.



**Figure 8.** Some heterocyclic compounds with recognized trivial names

#### 4.4.2 SYSTEMATIC METHOD OF NOMENCLATURE:

This is most widely used nomenclature system for monocyclic heterocyclic compounds especially for three to ten membered ring systems. These members have various degree of unsaturation containing one or more heteroatoms. The systematic nomenclature gives important structural information. The most relevant system that is recommended by IUPAC for nomenclature of heterocyclic compounds is the *Hantzsch-Widmann system* of nomenclature. This nomenclature system specifies the nature, position, ring size, number, and types of heteroatoms present in any heterocyclic compounds. This systematic method generally derived the nomenclature using the following syntax;



### Name: Prefix + Stem + Suffix

Following are the important points to be remembered during the systematic nomenclature of heterocyclic compounds.

1. In this nomenclature the nomenclature of heterocyclic compounds are assigned by combining 'prefix' (that indicate the heteroatom present) with 'stem' (that indicate the ring size as well as the saturation and unsaturation in the ring) and 'suffixes'. The common prefixes are shown in Table 1. It should be noted that final 'a' is dropped when prefix is followed by vowel.
2. Nomenclature of heterocyclic compound starts with the heteroatom appears first in the table 1.
3. If more than two different heteroatoms are present in any heterocyclic compound the prefixes are listed in order in which they are appear in above table (Table 1).
4. If there are two or more than two hetero atoms of same types are present in a heterocyclic compound they are indicated by di-, tri- etc.
5. The position of saturated atom is numerically indicated with prefix '*H*-' as a part of the name of the ring system. It should be noted that where, there is a choice of numbering, the indicated position is given the lowest possible number.
6. The size of a monocyclic ring (three to ten membered rings) is indicated by stem. The common 'stem' nomenclature is given in Table 2.

**Table 1:** Common Prefix for Heteroatoms (arranged in the preferential order)

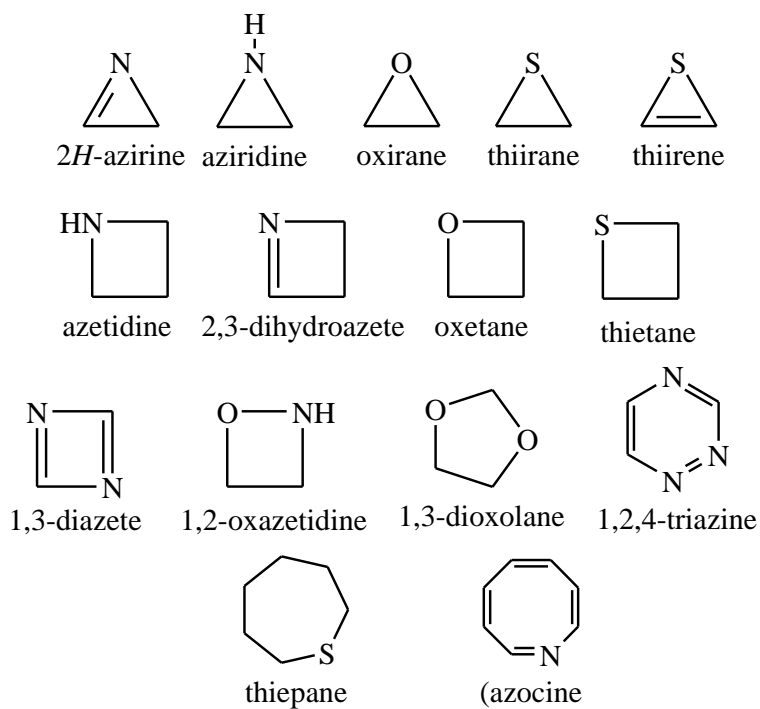
S. No.	Heteroatom	Symbol	Prefix
1	Oxygen	O	Oxa
2	Sulphur	S	Thia
3	Selenium	Se	Selena
4	Nitrogen	N	Aza
5	Phosphorous	P	Phospha
6	Arsenic	As	Arsa
7	Antimony	Sb	Stiba
8	Bismuth	Bi	Bisma
9	Silicon	Si	Silia

10	Tin	Sn	Stanna
11	Lead	Pb	Plumba
12	Boron	B	Bora
13	Mercury	Hg	Mercura

**Table 2:** Common Prefix for Heteroatoms (arranged in the preferential order)

S.No	Ring Size	Unsaturated Ring	Saturated Ring
1	3	iren	Irane
2	4	ete	Etane
3	5	ole	Olane
4	6	ine	Inane
5	7	epine	Epane
6	8	ocine	Ocane
7	9	onine	Onane
8	10	ecine	Ecane

Some examples of heterocyclic compounds with systematic nomenclature are shown in figure 9.



**Figure 9.** Examples of some heterocyclic compounds with systematic names

---

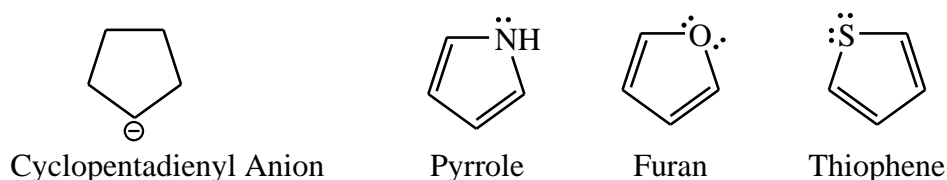
## 4.5 MOLECULAR ORBITAL PICTURE OF HETEROCYCLIC COMPOUNDS

---

Molecular orbital theory is widely used to interpret the structure of aromatic and hetero-aromatic compounds. According to Huckel approximation the electrons in the p-orbitals are treated separately from those electrons which are involved in the formation of the bonds in the plane of the ring. The six p-orbitals are combined to give six delocalized  $\pi$  molecular orbitals (3  $\pi$  bonding molecular orbitals and 3 antibonding  $\pi$  molecular orbitals). Each of the six  $\pi$ -molecular orbitals can accommodate a maximum of two electrons. The 3 bonding  $\pi$ -molecular orbitals are of lower energies than the 3 antibonding  $\pi$ -molecular orbitals. Thus the electrons will be filled in lower 3 bonding  $\pi$ -molecular orbitals first. We will be discussing here the  $\pi$ -molecular orbitals of pyrrole and pyridine as model compounds of five and six membered heterocyclic compounds.

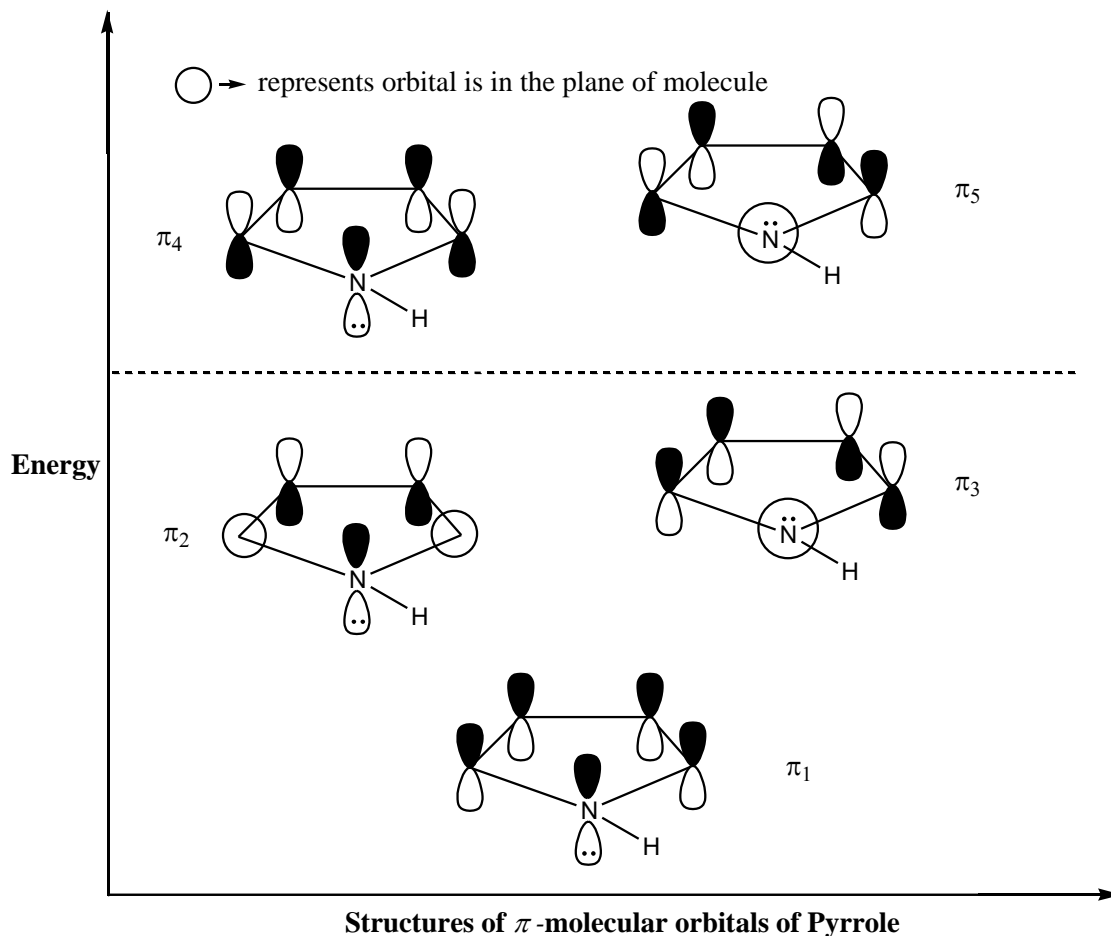
### 4.5.1 MOLECULAR ORBITAL PICTURE OF PYRROLE:

Five membered heterocyclic compounds with conjugated double bond can be considered as aromatic if the delocalization of  $\pi$  electrons is possible. Pyrrole, furan, thiophene etc are the most common examples of this class of compounds. These five membered heterocyclic compounds are structural homologue of cyclopentadienyl anion (Figure 10).



**Figure 10.** Examples of cyclopentadienyl anion structural homologue heterocyclic compounds

Pyrrole is the most fundamental member of this family. It is an aromatic compound with all 5  $sp^2$ - hybridized atoms. The lone pair of heteroatom (*e.g.* N in the case of pyrrole) participates in the delocalization and constitutes an aromatic compound with  $4n+2$   $\pi$  electrons (Huckel rule of aromaticity). The molecular orbital diagram of pyrrole is shown on figure 11.



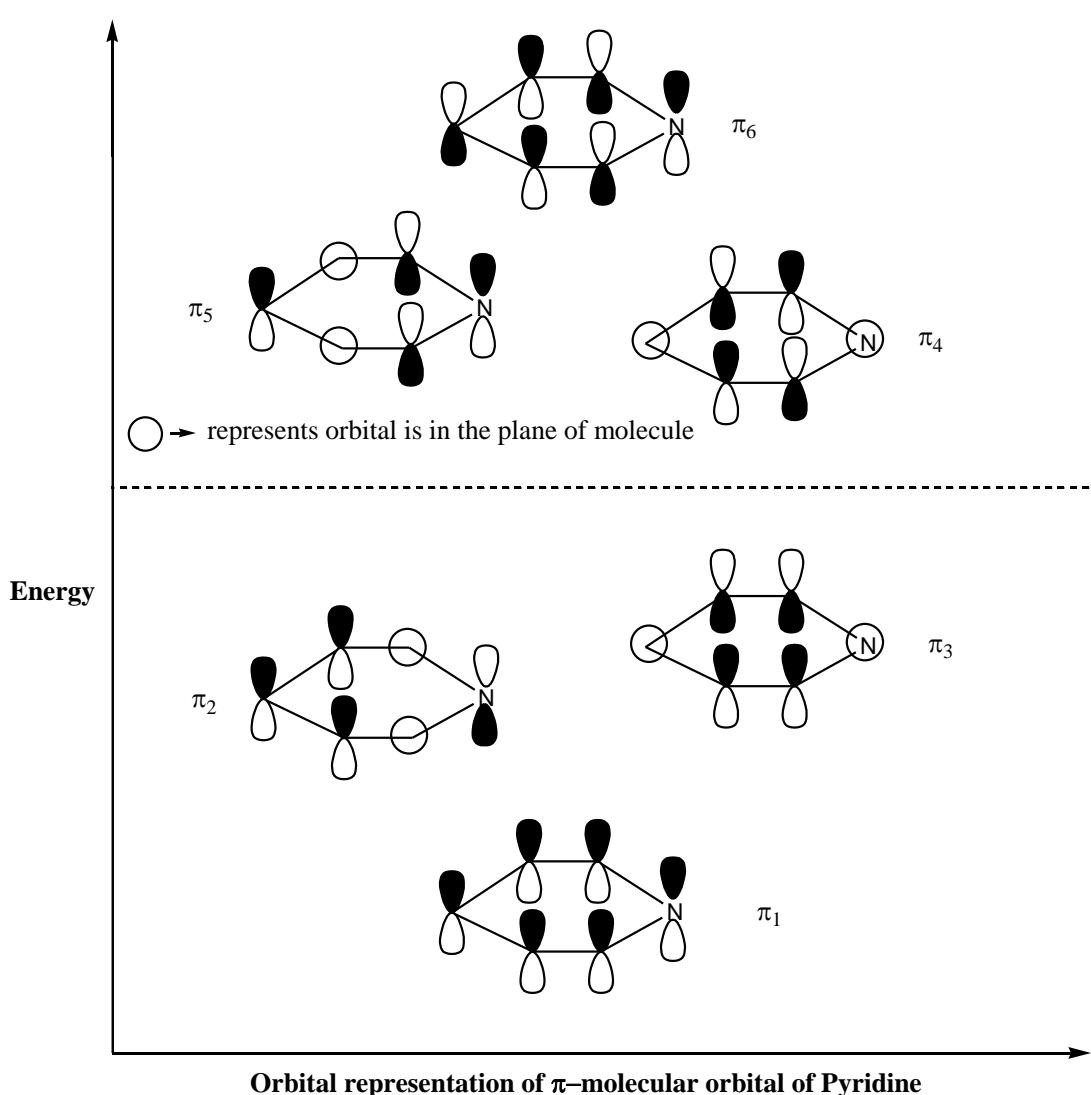
**Figure 11.**  $\pi$ -Molecular orbital of Pyrrole

If we recall the  $\pi$ -molecular orbital of benzene that we have studied in undergraduate chemistry course of semester one; where you could see that the  $\pi$ -molecular orbitals of benzene follow the rule of degeneracy (set of orbitals with same energy, same symmetry and similar orientation). However, the introduction of heteroatom by replacement of ring carbon leads the formation of non-degenerated set of  $\pi$ -molecular orbital. For example, we can see from the figure 11, splitting of the  $\pi_2$  and  $\pi_3$  levels; the orbital  $\pi_2$  has a large orbital coefficient on nitrogen (due to more electro negativity of nitrogen than carbon) and thus lower in energy than  $\pi_3$ . The  $\pi_3$  molecular orbital, in which the lone pair of the nitrogen atom lies on the perpendicular plane of the  $p$ -orbitals of ring carbon atoms helps to create two nodal points, hence, do not participate in the formation of ring current. Thus the nitrogen atom of  $\pi_3$  has less orbital coefficient that  $\pi_2$ . In the five membered heterocyclic compounds six-  $\pi$  electron are distributed over five atoms therefore the carbon atoms of such heterocyclic compounds have more electron density than that of

benzene. Among the five constituting atoms of pyrrole, the nitrogen has maximum electron density than four carbon atoms this is because of the more electro-negativity of nitrogen. Similar description may also be made for the other five membered heterocyclic compounds like Furan and Thiophene.

#### 4.5.2 MOLECULAR ORBITAL PICTURE OF PYRIDINE:

Six membered heterocyclic compounds (with one heteroatom) are structural analogous to that of benzene but with a heteroatom replacing one of the carbon atom of the benzene ring. Pyridine is the most common example of this class of heterocyclic compounds. Pyridine is a planar molecule like benzene, since all the carbon atoms and nitrogen atom of the pyridine are of  $sp^2$ -hybridized. The lone pair of electrons of nitrogen atom lies in the plane of the ring. Pyridine is also an aromatic compound with  $(4n+2) \pi$ -electrons (Huckel rule of aromaticity). The molecular



orbita  
l  
diagra  
m of  
pyridi  
ne is  
shown  
on  
figure  
12.

**Figure 12.**  
 $\pi$ -  
Mole  
cular  
orbita  
l of

## Pyridine

The six p-orbitals are combined together to give six delocalized  $\pi$ -molecular orbitals. Each  $\pi$ -molecular orbital can contain two electrons. Out of six  $\pi$ -molecular orbitals three are called bonding  $\pi$ -molecular orbital and three are called antibonding  $\pi$ -molecular orbital. All six  $\pi$ -electrons are accommodated by three bonding  $\pi$ -molecular orbital. Similar to pyrrole, the  $\pi$ -molecular orbital of pyridine also have lower energy in comparison to benzene, this is because of the presence of nitrogen atom in place of a ring carbon. As already discussed in the previous section that the due to more electro-negativity of nitrogen than carbon the electron density at nitrogen atom is greater than the carbon, thus nitrogen have comparatively larger orbital coefficient than carbon, therefore, the  $\pi$ -molecular orbital of pyridine are of lower energy than that of benzene. Similar to pyrrole, in pyridine also the introduction of heteroatom by replacement of ring carbon leads the formation of non-degenerated set of  $\pi$ -molecular orbital. For example, we can see from the figure 12, splitting of the  $\pi_2$  and  $\pi_3$  levels; the orbital  $\pi_2$  has a large orbital coefficient on nitrogen (due to more electro negativity of nitrogen than carbon) and thus lower in energy than  $\pi_3$  (figure 12).

---

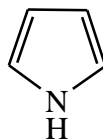
## ***4.6 STRUCTURE AND AROMATICITY OF PYRROLE, FURAN, THIOPHENE AND PHRIDINE***

---

### **4.6.1 STRUCTURE AND AROMATICITY OF PYRROLE:**

Structure and aromaticity of pyrrole can be discussed according to following points.

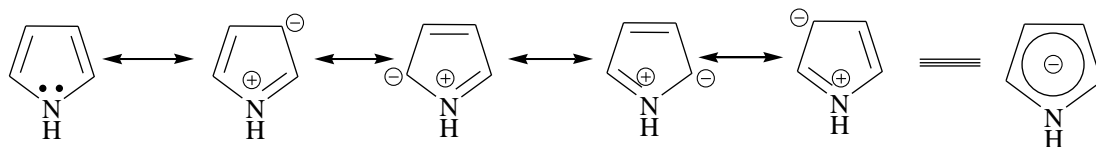
1. The molecular weight determination method and related analytical studies revealed that the molecular formula of Pyrrole would be  $C_4H_5N$ .
2. The possible structure of pyrrole can be given by considering the tetravalency of carbon and trivalency of nitrogen, and it is shown below



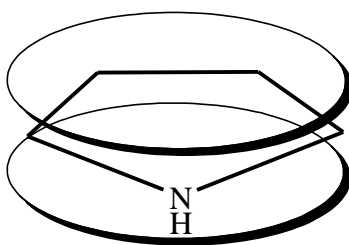
Pyrrole

3. Pyrrole usually does not explain the simple addition reactions like alkenes under normal conditions. This is because of the delocalization of lone pair of nitrogen atom through conjugation. This delocalization provides extra stability to the double bonds of pyrrole.

Also the proposed structure of pyrrole is considered as an aromatic compound since it follows the Huckel's aromaticity rules ( $4n+2$  electron rule). The aromatic nature and extra-stability of pyrrole can also be supported by the formation of its different resonating structures as shown in below figure. The structure of pyrrole is the resonance hybrid of all resonating structures.



- The delocalization of lone pair of nitrogen in pyrrole through conjugation also suggests that the pyrrole molecule should have planar geometry. This is only possible when the orbitals of carbon and nitrogen in pyrrole are  $sp^2$ - hybridized. The three  $sp^2$ - hybridized orbitals of nitrogen contain one- one electron in each  $sp^2$ - hybridized orbital. The unhybridized  $p$ -orbital of nitrogen contains lone pair of electrons. Two  $sp^2$ - hybridized orbitals of nitrogen atom forms  $\sigma$ -bond with two carbon atoms of the ring whereas the third  $sp^2$ - hybridized orbital of nitrogen atom forms  $\sigma$ -bond with hydrogen atom. Similarly each  $sp^2$ - hybridized carbon forms two  $\sigma$ -bonds with neighboring carbon atoms and one  $\sigma$ -bond with hydrogen atom. The unhybridized orbitals of each carbon contain one electron. These unhybridized orbitals of carbon and nitrogen form a delocalized electron cloud above and below the pentagonal ring of pyrrole. The delocalized electron cloud is shown in figure 13.



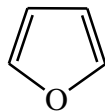
**Figure 13.** Delocalized electron cloud above and below the pyrrole ring

#### 4.6.2 STRUCTURE AND AROMATICITY OF FURAN:

Structure and aromaticity of furan can be discussed according to following points.

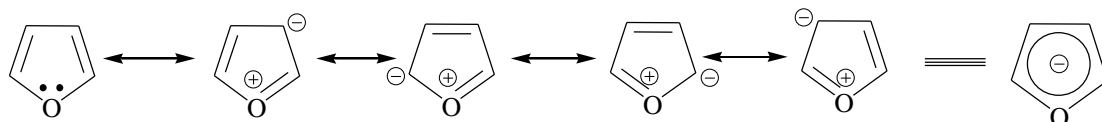
- The molecular weight determination method and related analytical studies revealed that the molecular formula of Furan would be  $C_4H_4O$ .

2. The possible structure of Furan can be given by considering the tetravalency of carbon and bivalency of oxygen, and it is shown below



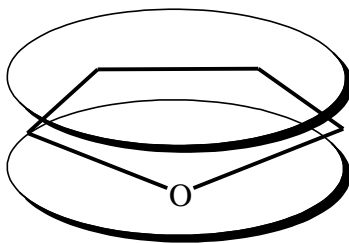
Furan

3. Like Pyrrole, due to delocalization of one of the lone pair of electron of oxygen in furan, it also does not explain the fundamental addition reactions like simple alkenes under normal condition. The proposed structure of furan is also considered as an aromatic compound since it follows the Huckel's aromaticity rules ( $4n+2$  electron rule). The aromatic nature and extra-stability of furan is also supported by the formation of its different resonating structures as shown in below figure. The structure of furan is the resonance hybrid of all resonating structures.



4. The delocalization of lone pair of oxygen in furan through conjugation also suggests that the furan molecule should have planar geometry. This is only possible when the orbitals of carbon and oxygen in furan are  $sp^2$ - hybridized. The two  $sp^2$ - hybridized orbitals of oxygen contain one- one electron in each  $sp^2$ - hybridized orbital; however, third  $sp^2$ - hybridized orbital contains one lone pair of electron. The unhybridized  $p$ -orbital of oxygen contains two electrons. Two  $sp^2$ - hybridized orbitals of oxygen atom forms  $\pi$  - bond with two carbon atoms of the ring, whereas the third  $sp^2$ - hybridized orbital of oxygen atom accommodate lone pair of electron. Similarly each  $sp^2$ - hybridized carbon forms two  $\pi$  -bonds with neighboring atoms and one  $\pi$  -bond with hydrogen atom. The unhybridized orbitals of each carbon contain one electron. These unhybridized orbitals of carbon and oxygen form a delocalized electron cloud above and below the pentagonal ring of furan. The delocalized electron cloud is shown in figure 14.



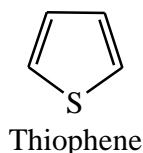


**Figure 14.** Delocalized electron cloud above and below the furan ring

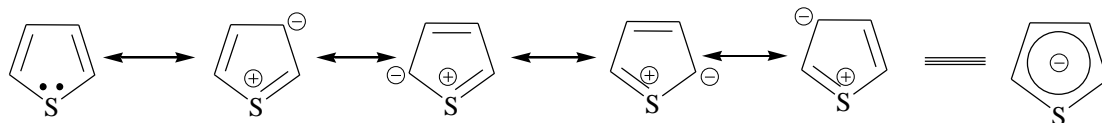
### 4.6.3 STRUCTURE AND AROMATICITY OF THIOPHENE:

Structure and aromaticity of Thiophene can be discussed according to following points.

1. The molecular weight determination method and related analytical studies revealed that the molecular formula of Thiophene would be  $C_4H_4S$ .
2. The possible structure of Thiophene can be given by considering the tetravalency of carbon and bivalency of sulphur, and it is shown below

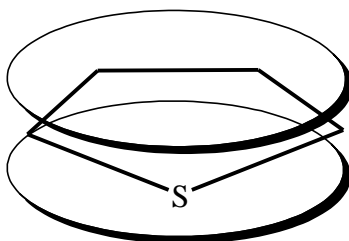


3. Like Pyrrole, due to delocalization of one of the lone pair of electron of oxygen in thiophene, it also does not explain the fundamental addition reactions like simple alkenes under normal condition. The proposed structure of thiophene is also considered as an aromatic compound since it follows the Huckel's aromaticity rules ( $4n+2$  electron rule). The aromatic nature and extra-stability of thiophene is also supported by the formation of its different resonating structures as shown in below figure. The structure of thiophene is the resonance hybrid of all resonating structures.



4. The delocalization of lone pair of sulphur in furan through conjugation also suggests that the thiophene molecule should have planar geometry. This is only possible when the orbitals of carbon and sulphur in thiophene are  $sp^2$ - hybridized. The two  $sp^2$ - hybridized orbitals of sulphur contain one- one electron in each  $sp^2$ - hybridized orbital; however, third  $sp^2$ - hybridized orbital contains one lone pair of electron. The unhybridized  $p$ -orbital of sulphur contains two electrons. Two  $sp^2$ - hybridized orbitals of sulphur atom forms  $\pi$  -

bond with two carbon atoms of the ring, whereas the third  $sp^2$ - hybridized orbital of sulphur atom accommodate lone pair of electron. Similarly each  $sp^2$ - hybridized carbon forms two  $\pi$  -bonds with neighboring atoms and one  $\pi$  -bond with hydrogen atom. The unhybridized orbitals of each carbon contain one electron. These unhybridized orbitals of carbon and sulphur form a delocalized electron cloud above and below the pentagonal ring of thiophene. The delocalized electron cloud is shown in figure 15.




**Figure 15.** Delocalized electron cloud above and below the thiophene ring

#### 4.6.4 STRUCTURE AND AROMATICITY OF PYRIDINE:

Structure and aromaticity of Thiophene can be discussed according to following points.

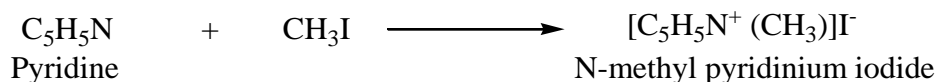
1. The molecular weight determination method and related analytical studies revealed that the molecular formula of Pyridine as  $C_5H_5N$ .

2. Pyridine was found to be basic in nature since it forms salt with acids



3. Pyridine does not react with acetyl chloride and nitrous acid it confirms that pyridine does not have primary or secondary amino group. The above fact also confirms that the pyridine is a mono-acidic tertiary base.

4. Pyridine also reacts with equimolar amount of methyl iodide to form a quaternary ammonium salt.



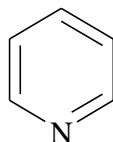
5. The molecular formula also indicates that it is a highly unsaturated compound; however, pyridine does not give the simple addition reactions like alkenes.

6. Pyridine is also found stable towards the oxidizing agents.

7. Pyridine exhibits aromatic character like benzene and give electrophilic substitution reactions such as halogenation, nitration and sulphonation.

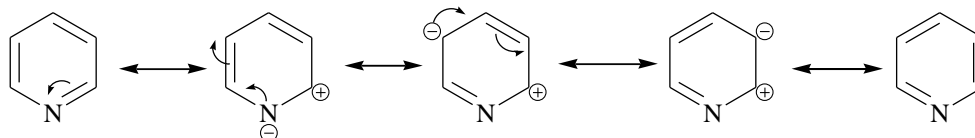
Last two reactions confirm the aromatic character of pyridine.

8. Based on above observations the possible structure of Pyridine can be given by considering the tetravalency of carbon and trivalency of nitrogen, and it is shown below



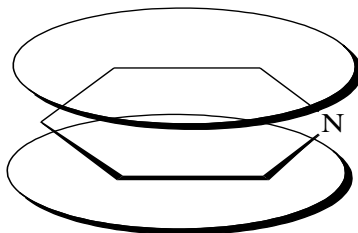
pyridine

This structure is considered to be the resonance hybrid of the following structures.



Resonance in pyridine molecule is supported by the following points:

- i. All the carbon, nitrogen and hydrogen atoms lie in the same plane all the carbon and nitrogen atoms of pyridine are  $sp^2$  hybridized.
  - ii. Each  $sp^2$ - hybridized carbon forms two  $\pi$  -bonds with neighboring atoms and one  $\sigma$ -bond with hydrogen atom.
  - iii. The unhybridized p-orbital of each carbon atom is involved to form the  $\pi$ -bond with neighboring atoms.
  - iv. The two of three  $sp^2$ - hybridized orbitals of nitrogen contain one- one electron in each  $sp^2$ - hybridized orbital; however, the third  $sp^2$ - hybridized orbital of nitrogen contains lone pair of electron. The unhybridized p orbital of nitrogen contains one electron which is involved to form  $\pi$  -bond with any of the neighboring carbon atoms.
  - v. All the carbon-carbon bonds in pyridine are of equal length (*i.e.* 1.39 Å).
  - vi. The carbon-nitrogen bonds are also of equal length (1.37 Å).
  - vii. These properties resist the pyridine from simple addition reaction of C=C double bond. Since in pyridine there is no true C=C double bond.
  - viii. The resonating structures represent that the more electron density at C-3, hence electrophilic substitution in pyridine takes place at C-3.
9. The delocalized electron cloud in pyridine is shown in figure 16.



**Figure 16.** Delocalized electron cloud above and below the pyridine ring

---

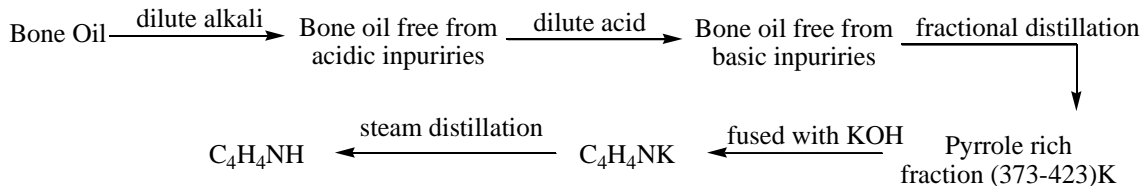
## 4.7 METHODS OF PREPARATION AND CHEMICAL REACTIONS

---

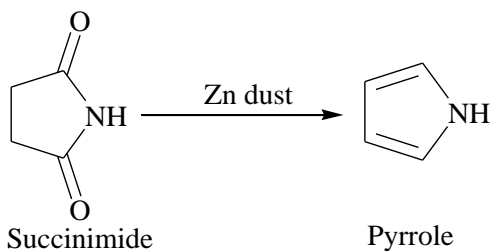
### 4.7.1 METHODS OF PREPARATION OF PYRROLE:

Following are the general methods of preparation of pyrrole:

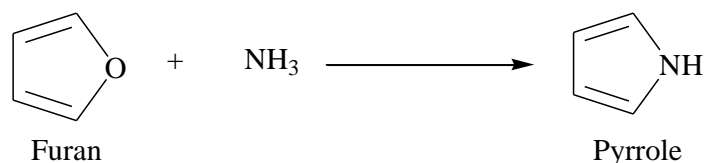
- i. **From bone oil:** Bone oil is rich of pyrrole. The basic and acidic impurities of Bone oil are removed by sequential treatment of it with dilute acidic and dilute basic solutions. The treated Bone oil is then subjected for fractional distillation, the fraction obtained between 373K and 423K is collected. The collected fraction is then purified with KOH to obtained potassio-pyrrole. Steam distillation of potassio-pyrrole gives pure pyrrole.



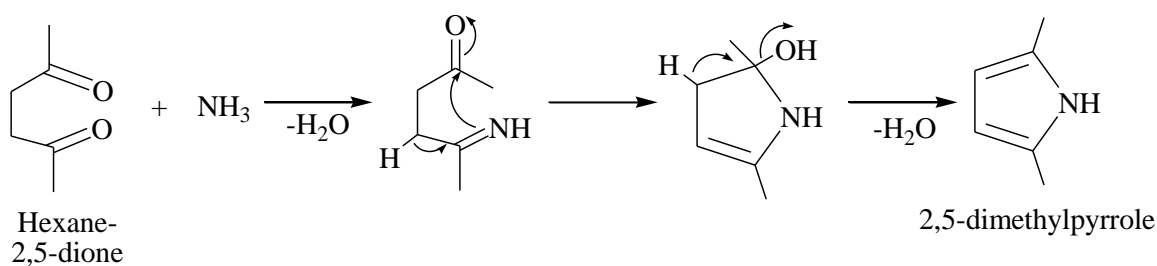
- ii. **From succinimide:** Succinimide when is distilled with Zn dust it reduces the succinimide to pyrrole.



- iii. **From Furan:** Industrially pyrrole is prepared by passing a mixture of furan and ammonia over alumina over 400° C.



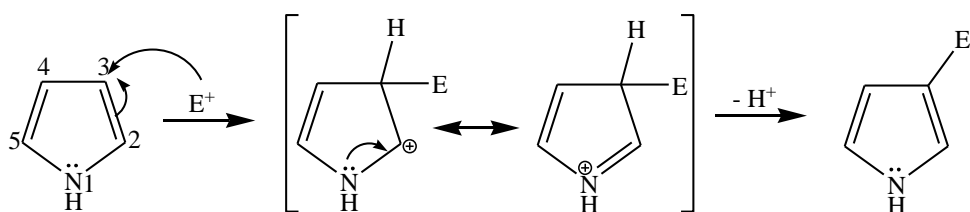
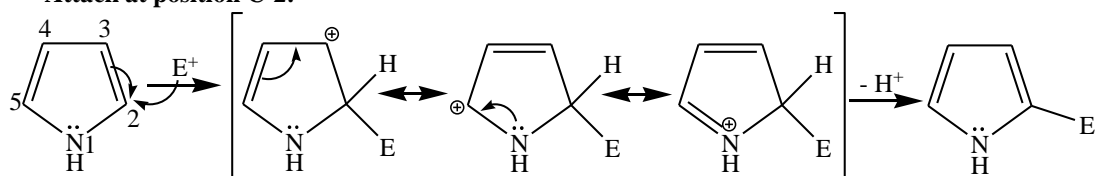
**iv. Pall-Knorr synthesis:** In this method, when a 1,4-diketone is heated with ammonia or a primary amine it gives the corresponding pyrrole derivatives.



#### 4.7.2 PROPERTIES OF PYRROLE:

- i. Physical Properties of pyrrole:** Pyrrole is a colorless liquid with boiling point  $131^\circ\text{C}$ . It is highly sensitive to air, when pyrrole is exposed to air it turns brown and gradually resinifies. Pyrrole is slightly soluble in water but completely miscible in ether and ethanol.
- ii. Chemical Properties:** Pyrrole is an aromatic compound and more reactive than benzene. Because of the aromatic nature pyrrole gives all characteristic reactions (electrophilic substitution reactions) of aromatic compounds such as halogenation, nitration, sulphonation, Friedel-Crafts reactions etc.

Pyrrole undergoes electrophilic substitution at the position C-2. Approach of the electrophile at position C-2 leads the formation of three resonating structures; however, only two resonating structures are obtained when the electrophile approaches at position C-3. Thus the intermediate obtained by the approach of electrophile at position C-2 is more stable than the intermediate obtained by the approach of electrophile at position C-3. This is the reason that electrophilic attack occurs at position C-2. Following mechanism is suggested for the electrophilic attack at position C-2.

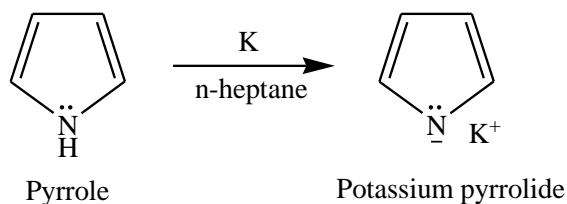
**Attack at position C-3:****Attack at position C-2:**

E= electrophile

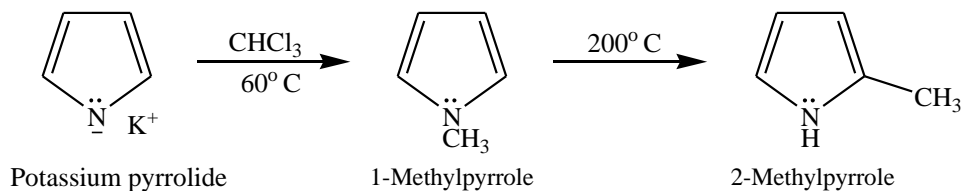
All the electrophilic substitution reactions of pyrrole occur at position C-2 and follow the similar mechanism as shown above.

- a) **Acidic Character of Pyrrole:** The lone pair of nitrogen usually participates in resonance and thus makes the pyrrole aromatic. That is the reason, the lone pair of nitrogen could not be available free to react with a proton.

However, pyrrole can behave as a weak acid. When pyrrole is heated with potassium in n-heptane as solvent, stable potassium pyrrolide is formed.

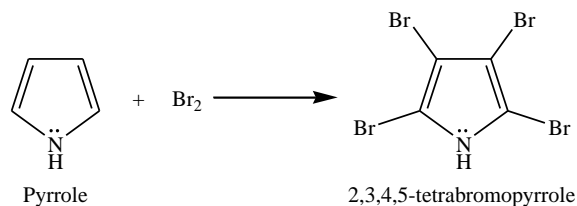


Potassium pyrrolide when reacts with alkyl halide at 60° C to give *N*-alkyl pyrrole. The *N*-alkyl pyrrole can easily rearrange to C-alkyl pyrrole.

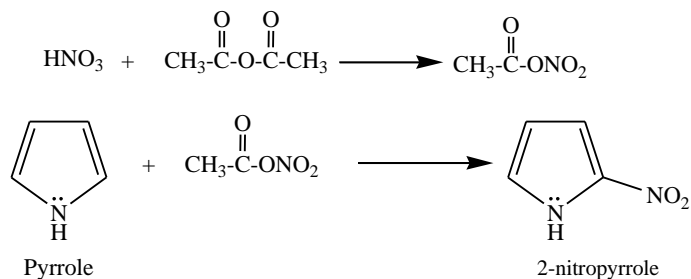


- b) **Electrophilic Substitution Reactions of Pyrrole:** Pyrrole undergoes electrophilic substitution reactions at position C-2.

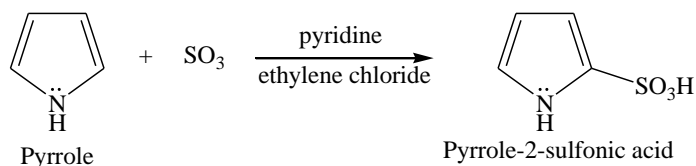
**i. Halogenation:** Pyrrole reacts with halogens [ $X_2$  ( $X_2 = Cl_2, Br_2$  and  $I_2$ )] to give tetrahalopyrrole. For example, Reaction of bromine with pyrrole gives tetrabromopyrrole.



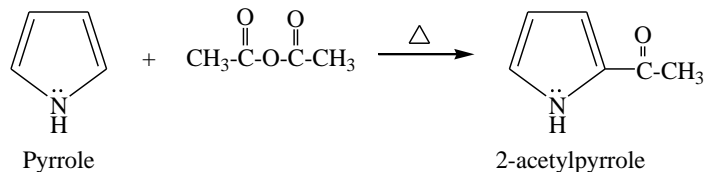
**ii. Nitration:** Nitration of pyrrole is achieved by reacting it with  $HNO_3$  in acetic anhydride. The reaction of  $HNO_3$  and acetic anhydride resulted acetyl nitrate in which  $-NO_2$  acts as an electrophile.



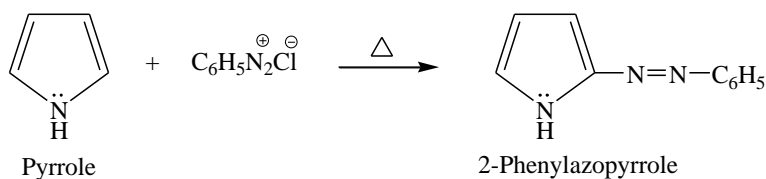
**iii. Sulphonation:** Sulphonation of pyrrole is achieved by reacting it with sulfur trioxide ( $SO_3$ ) – pyridine mixture in ethylene chloride.



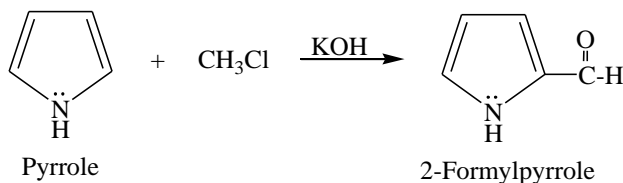
**iv. Friedel-Crafts Acylation:** Reaction of pyrrole with acetic anhydride under heating condition gives 2-acetylpyrrole.



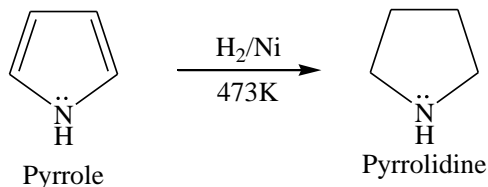
**v. Diazotization:** Pyrrole reacts with benzenediazonium chloride in acidic medium to give 2-phenylazopyrrole.



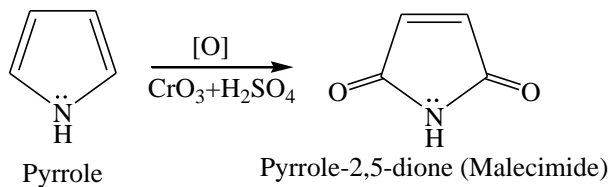
**vi. Reimer-Tiemann Reaction:** Pyrrole reacts with Chloroform in presence of KOH to give 2-Formylpyrrole. This reaction is known as Reimer-Tiemann reaction. It also takes place through electrophilic substitution reaction mechanism.



c) **Reduction:** Pyrrole can be reduced to pyrrolidine (tetrahydropyrrole) by H<sub>2</sub> gas in Raney Ni at very high temperature (473K).



d) **Oxidation:** Pyrrole when oxidized with Chromium trioxide in H<sub>2</sub>SO<sub>4</sub>, it gives Malecimide.

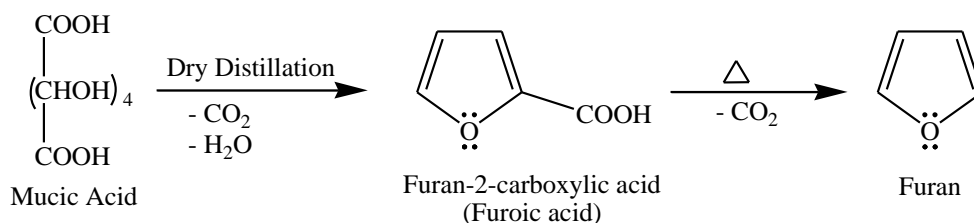


### 4.7.3 METHODS OF PREPARATION OF FURAN:

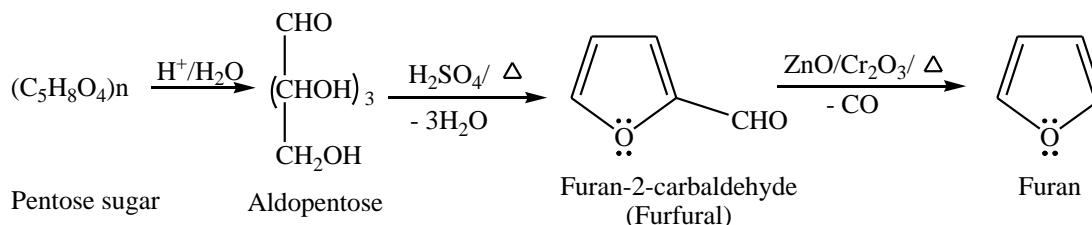
Following are the general methods of preparation of Furan:

i. **From Mucic acid:** Dry distillation of mucic acid first gives Furoic acid which on decarboxylation by heating gives Furan.

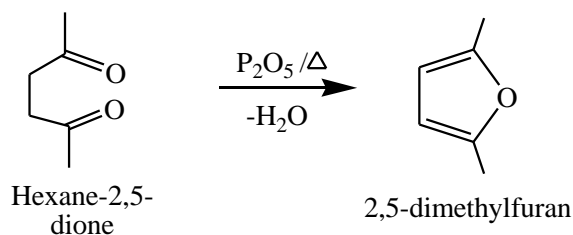




ii. **From Furfural:** Furan is synthesized from furfural which is obtained by acid-hydrolysis of pentose sugars.



iii. **Paal-Knorr Synthesis:** Dehydration of 1,4-diketone with  $\text{P}_2\text{O}_5$  (phosphorous Pentaoxide) gives derivatives of Furan.



#### 4.7.4 PROPERTIES OF FURAN:

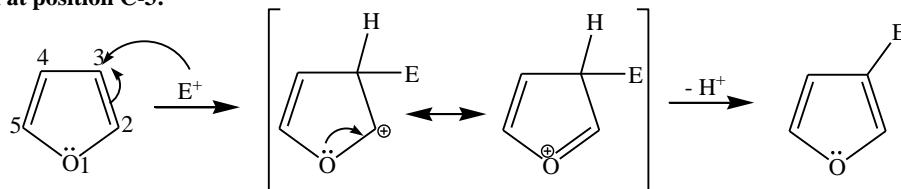
i. **Physical Properties of Furan:** Furan is colorless liquid. Its boiling point is  $31.4^\circ\text{C}$ . It has an odor similar to Chloroform. It is insoluble in ether but soluble in most of the organic solvents.

ii. **Chemical Properties of Furan:** furan is an aromatic compound and more reactive than benzene. Because of the aromatic nature, furan gives all characteristic reactions (electrophilic substitution reactions) of aromatic compounds such as halogenation, nitration, sulphonation, Friedel-Crafts reactions etc.

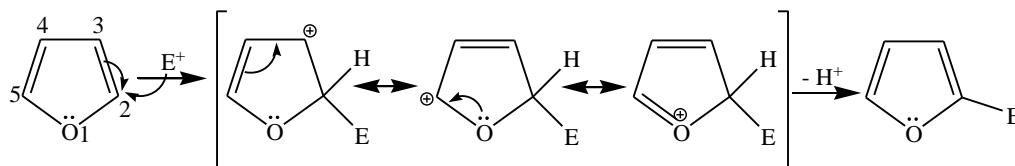
Similar to pyrrole, furan also undergoes electrophilic substitution at the position C-2. Approach of the electrophile at position C-2 leads the formation of three resonating structures; however, only two resonating structures are obtained when the electrophile approaches at position C-3. Thus the intermediate obtained by the approach of electrophile at position C-2 is more stable than the intermediate obtained by the approach of electrophile at position C-3. This is the reason

that electrophilic attack occurs at position C-2. Following mechanism is suggested for the electrophilic attack at position C-2.

**Attack at position C-3:**



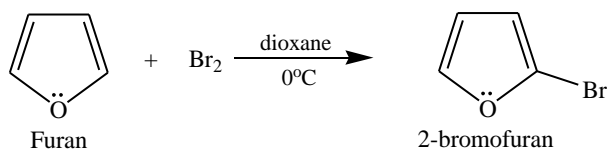
**Attack at position C-2:**



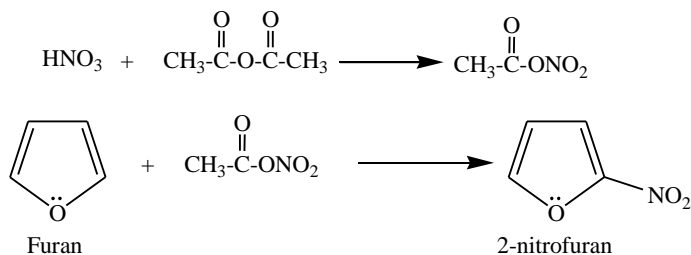
E= electrophile

**a) Electrophilic Substitution Reactions of Furan:** Furan undergoes electrophilic substitution reactions at position C-2.

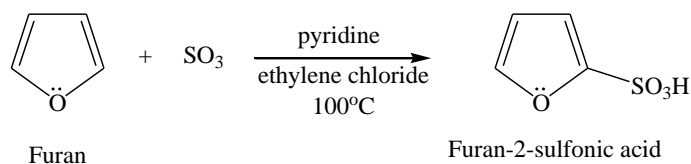
**i. Halogenation:** Furan reacts with halogens [ $X_2$  ( $X_2 = Cl_2, Br_2$  and  $I_2$ )] to give 2-halofuran. For example, reaction of bromine with Furan gives 2-bromofuran.



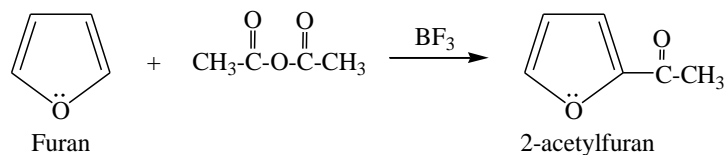
**ii. Nitration:** Nitration of furan is achieved by reacting it with  $HNO_3$  in acetic anhydride. The reaction of  $HNO_3$  and acetic anhydride resulted acetyl nitrate in which  $-NO_2$  acts as an electrophile.



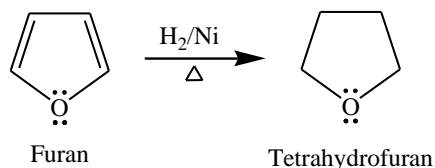
**iii. Sulphonation:** Sulphonation of Furan is achieved by reacting it with sulfur trioxide ( $SO_3$ ) – pyridine mixture in ethylene chloride at  $100^\circ C$ .



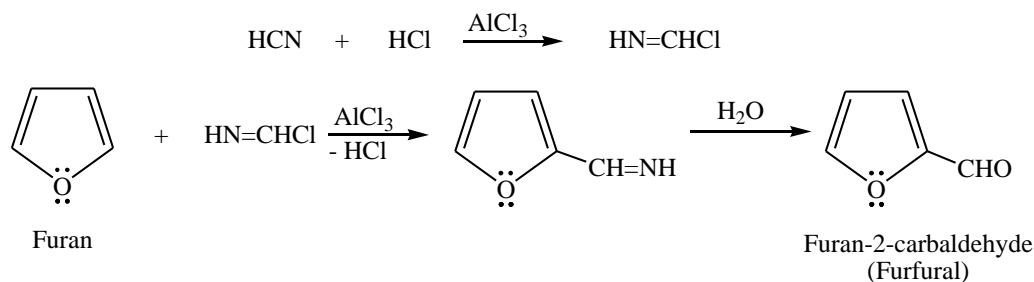
iv. **Friedel-Crafts Acylation:** Reaction of furan with acetic anhydride in presence of  $\text{BF}_3$  gives 2-acetylfuran.



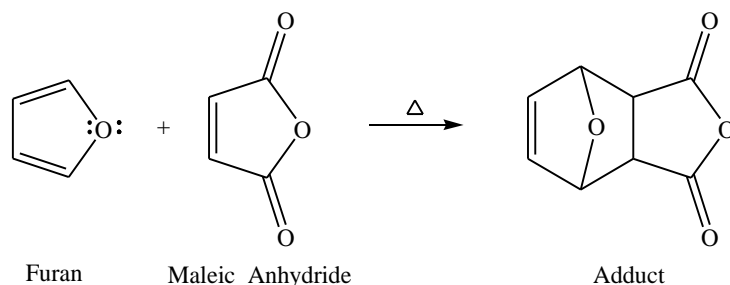
b) **Reduction:** On catalytic hydrogenation of furan, the tetrahydrofuran (THF) is obtained. THF is used as a solvent in place of ether in the Grignard reactions.



c) **Gattermann Koch Synthesis:** When furan is treated with a mixture of HCN and HCl in the presence of Lewis acid catalyst  $\text{AlCl}_3$ , furfural is obtained as final product.



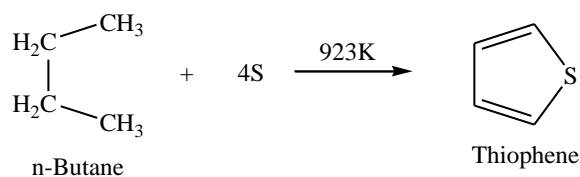
d) **Diels-Elder Reaction:** Furan is the only heterocyclic compound which undergoes Diels-Elder reaction. Diels-Elder reaction is a cycloaddition reaction of  $4\pi$ -system to  $2\pi$ -system.



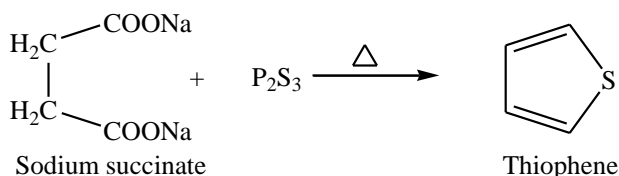
#### 4.7.5 METHODS OF PREPARATION OF THIOPHENE:

Following are the general methods of preparation of thiophene

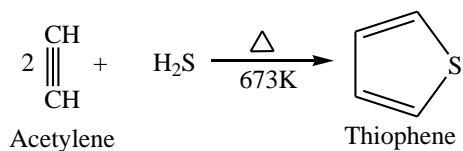
i. **From *n*-Butane:** Thiophene is obtained when *n*-butane is heated with elemental sulphur at very high temperature (923K).



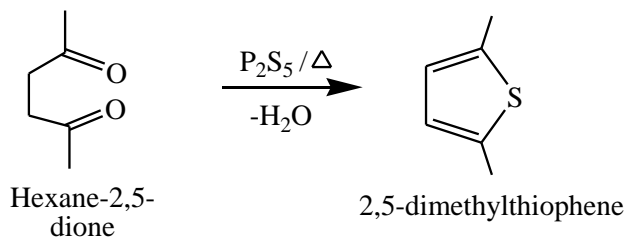
**ii. Laboratory Method:** When sodium succinate is heated with phosphorous sulphide, thiophene is obtained.



**iii. Industrial Method:** Industrially, thiophene is prepared by passing a mixture of acetylene and hydrogen sulphide through a tube containing alumina ( $\text{Al}_2\text{O}_3$ ) at 673K.



**iv. Pall-Knorr synthesis of thiophene derivatives:** In this method, dehydration of 1,4-diketone with  $\text{P}_2\text{S}_5$  (phosphorous Pentasulphide) gives derivatives of thiophene.



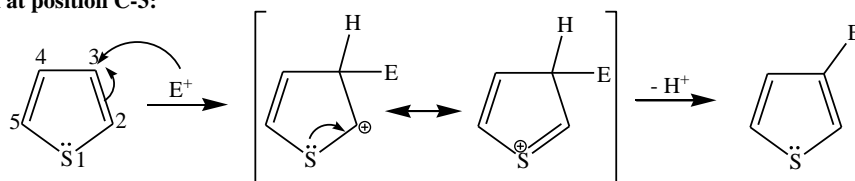
#### 4.7.6 PROPERTIES OF THIOPHENE:

- i. Physical Properties of thiophene:** Thiophene is colorless liquid. Boiling point of thiophene is 357 K. It smells like benzene. It is soluble in alcohol and ether but insoluble in water.
- ii. Chemical Properties of thiophene:** Thiophene is an aromatic compound and more reactive than benzene. Because of the aromatic nature, thiophene gives all characteristic reactions (electrophilic substitution reactions) of aromatic compounds such as halogenation, nitration, sulphonation, Friedel-Crafts reactions etc.

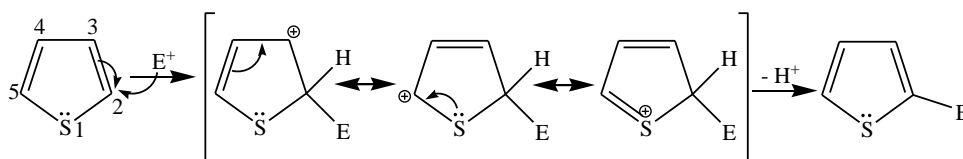
Similar to pyrrole and furan; thiophene also undergoes electrophilic substitution at the position C-2. Approach of the electrophile at position C-2 leads the formation of three resonating

structures; however, only two resonating structures are obtained when the electrophile approaches at position C-3. Thus the intermediate obtained by the approach of electrophile at position C-2 is more stable than the intermediate obtained by the approach of electrophile at position C-3. This is the reason that electrophilic attack occurs at position C-2. Following mechanism is suggested for the electrophilic attack at position C-2.

**Attack at position C-3:**



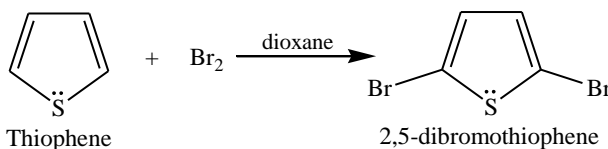
**Attack at position C-2:**



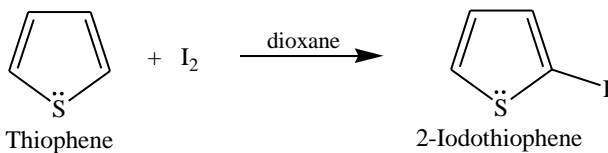
E= electrophile

**a) Electrophilic Substitution Reactions of Thiophene:** Thiophene undergoes electrophilic substitution reactions at position C-2.

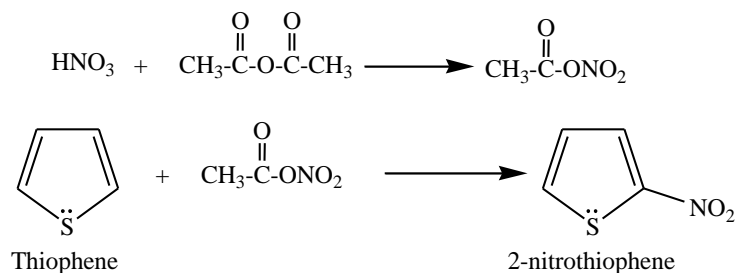
**i. Halogenation:** Thiophene reacts with halogens [ $X_2$  ( $X_2 = Cl_2, Br_2$  and  $I_2$ )] to give 2-halofuran. For example, reaction of bromine with Thiophene in absence of any halogen carrier gives 2,5-dibromothiophene.



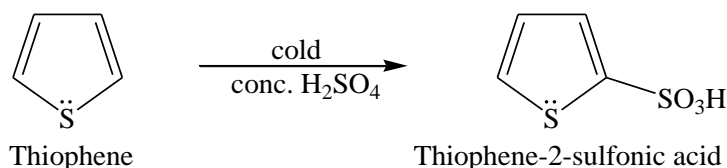
However, Iodination of thiophene in presence of yellow mercuric oxide gives 2-iodothiophene.



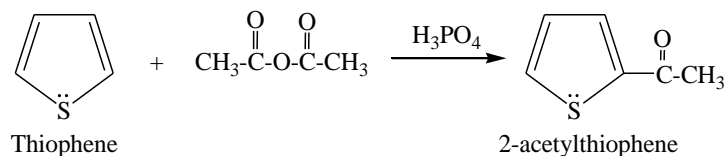
**ii. Nitration:** 2-Nitrothiophene is obtained when nitration of thiophene is performed by reacting it with fuming  $HNO_3$  in acetic anhydride. The reaction of  $HNO_3$  and acetic anhydride resulted acetyl nitrate in which  $-NO_2$  acts as an electrophile.



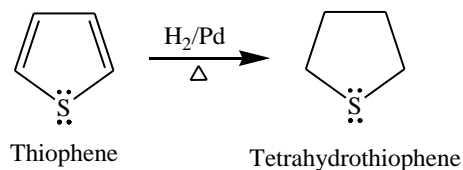
**iii. Sulphonation:** Sulphonation of thiophene is achieved by reacting it with cold concentrated  $\text{H}_2\text{SO}_4$ . Thiophene-2-sulphonic acid is obtained as product.



**iv. Friedel-Crafts Acylation:** Reaction of thiophene with acetic anhydride in presence of  $\text{H}_3\text{PO}_4$  gives 2-acetylthiophene.



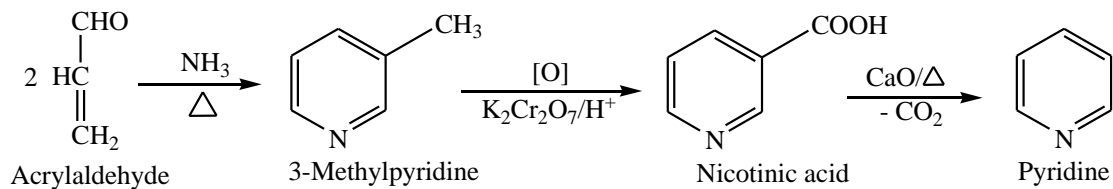
**b) Reduction:** On catalytic hydrogenation of thiophene, the tetrahydrothiophene (Thiophane) is obtained.



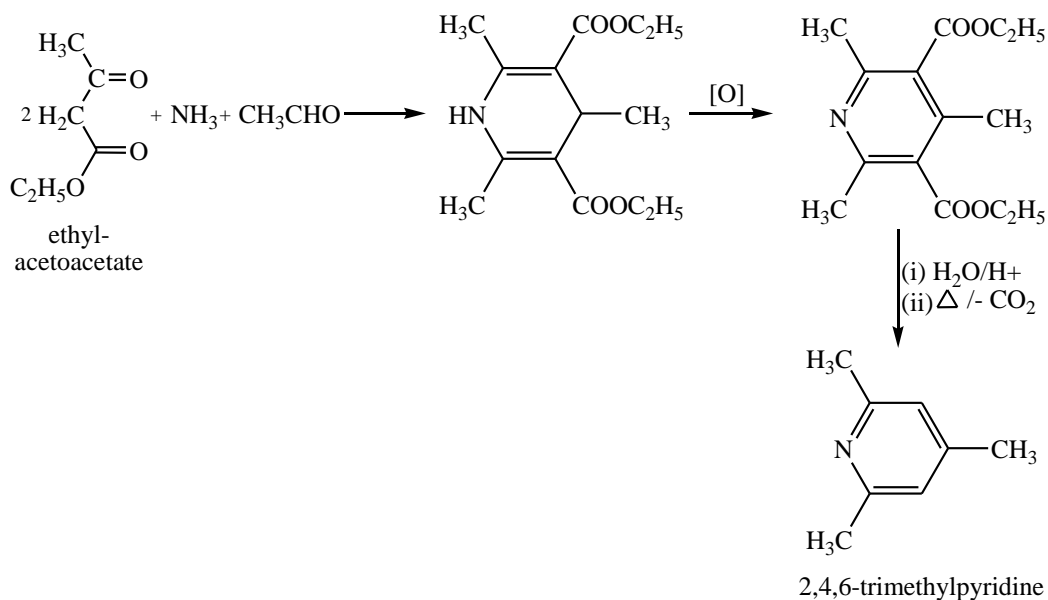
#### 4.7.7 METHODS OF PREPARATION OF PYRIDINE:

Following are the general methods of preparation of pyridine:

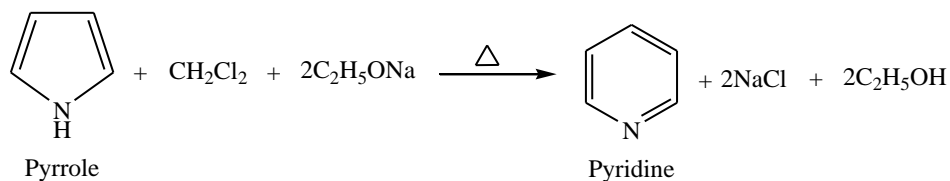
**i. From acrolein:** Pyridine can be prepared by the reaction of acrolein and ammonia according to following reaction steps.



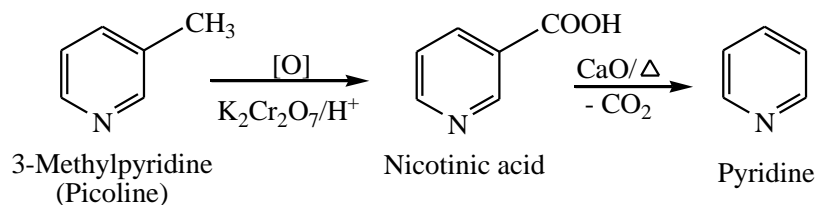
**ii. Hantzsch Synthesis (1882):** In this method, the condensation of a beta-dicarbonyl compound, ammonia and an aldehyde lead the formation of 1,4-dihydropyridine derivative. The 1,4-dihydro pyridine derivative on oxidation with  $\text{HNO}_3$  yields the formation of pyridine derivative.



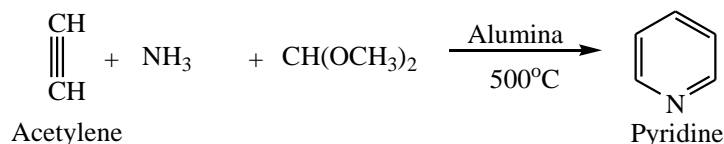
**iii. From pyrrole:** Pyrrole when heated with methylene chloride in presence of sodium ethoxide, pyridine is formed.



**iv. From Picoline:** Beta-picoline on oxidation with potassium dichromate and sulphuric acid gives nicotinic acid, which on decarboxylation with calcium oxide gives pyridine.

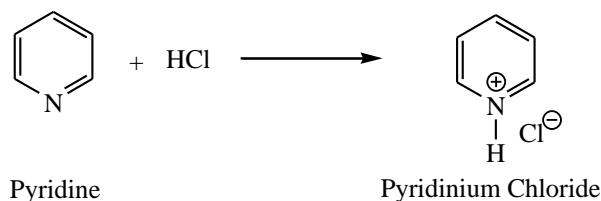


**v. Industrial Method:** Industrially pyridine is prepared by heating the acetylene, ammonia and formaldehyde dimethylacetal in the presence of alumina at  $500^\circ\text{C}$ .



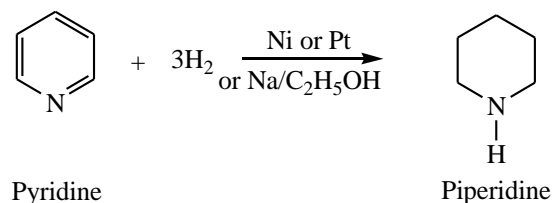
#### 4.7.8 PROPERTIES OF PYRIDINE:

- i. **Physical Properties of Pyridine:** Pyridine is a colourless liquid. Its boiling point is  $115.5^\circ\text{C}$ . It has a characteristic unpleasant odor. It is soluble in water and most organic solvents.
- ii. **Chemical properties of Pyridine:** Chemical properties of pyridine are discussed as follow:
  - a. **Basic character of pyridine:** Pyridine is basic in nature. Its  $\text{pK}_b$  is 8.75. It reacts with strong acids to form salts.



The basic nature of pyridine is due to the freely available lone pair of electrons in  $sp^2$  hybridized orbital pyridine, which does not participate in the formation of delocalized  $\pi$ -molecular orbital. Pyridine is less basic in comparison to aliphatic amines whereas, it is more basic than aniline and pyrrole. This is because the lone pair of electrons in aliphatic amines exists in  $sp^3$  hybridized orbital, however, in case of pyridine the lone pairs of electrons exists in  $sp^2$  hybridized orbital. Electrons are held more tightly by the nucleus in a  $sp^2$  hybridized orbital than an  $sp^3$  hybridized orbital. Hence the lone pair of electrons in pyridine is less available for protonation. The less basicity of pyrrole and aniline can be explained in terms of non-availability of these lone pair of electrons on nitrogen atom. These lone pair of electrons is involved in the formation of delocalized  $\pi$ -molecular orbital.

- b. **Reduction:** Under catalytic hydrogenation of pyridine hexahydropyridine is formed. It is also known as Piperidine.

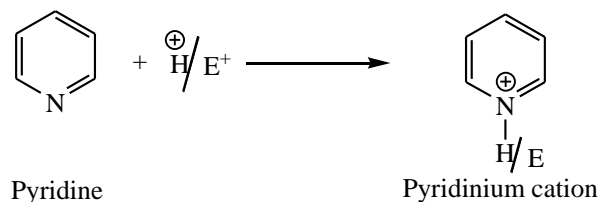




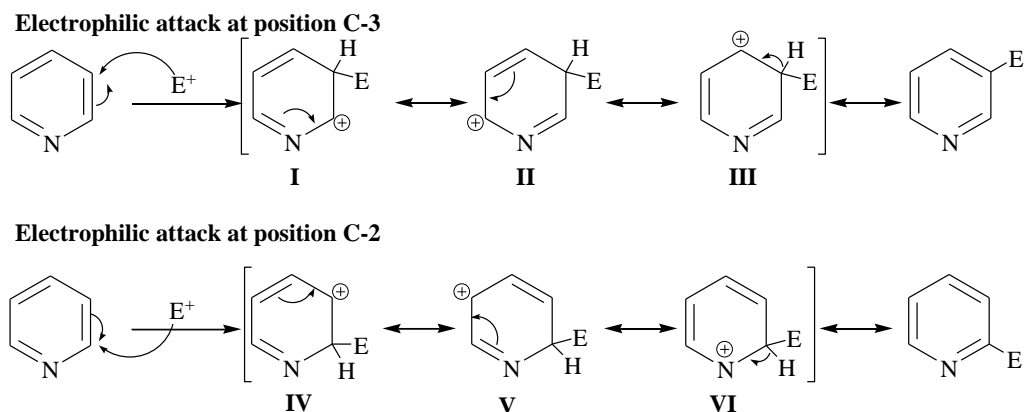
c. **Electrophilic substitution Reactions:** Pyridine is also an aromatic compound. It is less aromatic than benzene and pyrrole. Pyridine usually considered a highly deactivated aromatic nucleus towards electrophilic substitution reactions. Therefore highly vigorous reaction conditions should be used for these reactions to take place. The low reactivity of pyridine towards the electrophilic substitution reactions is due to the following reasons:

- The higher electro negativity of nitrogen atom reduces electron density on the ring, thus deactivate the ring.
- Pyridine is highly sensitive to acidic medium; it readily forms pyridinium cation with a positive charge on nitrogen atom. Similarly, electrophile itself may also react with pyridine to form corresponding pyridinium ion. This positive charge on nitrogen atom decreases electron density on nitrogen atom, consequently, the electron density on ring also decreases.

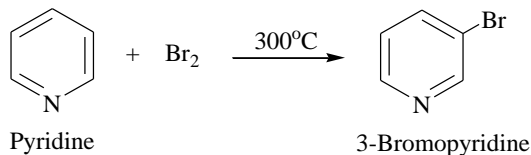
However, the effect of such deactivation is comparatively lower at position C-3. The position C-3 is thus, comparatively, the position of highest electron density in pyridine.



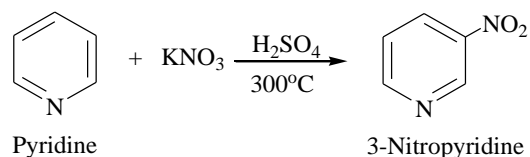
This is the reason that the pyridine undergoes electrophilic substitution at position C-3. Pyridine also gives electrophilic substitution like halogenation, nitration and sulphonation only under drastic conditions. Pyridine does not give Friedel-crafts reaction. Approach of the electrophile at position C-3 leads the formation of three resonating structures (I, II and III); similarly, approach of electrophile at position C-2 also leads the formation of three resonating structures (IV, V and VI). However, out of the three contributing resonating structures for the intermediate ion resulting from the attack of electrophile at position C-2, structures VI is considered as an unstable resonating form because in resonating structure VI the more electronegative nitrogen atom bears a +ve charge. Because of the unstable nature of one of the resonating structure of the intermediate ion formed during the attack of electrophile at position C-2 than that of the formed during the attack of electrophile at position C-3, the electrophilic substitution in pyridine at position C-3 is always favoured. Following mechanism is suggested for the electrophilic attack at position C-3.



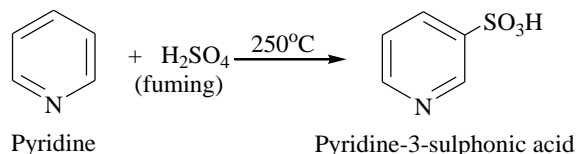
**i. Bromination:** Pyridine reacts with Bromine at high temperature to give 3-Bromopyridine.



**ii. Nitration:** 3-Nitropyridine is obtained when nitration of pyridine is performed by reacting it with KNO<sub>3</sub> in concentrated H<sub>2</sub>SO<sub>4</sub> at 300°C. The reaction of KNO<sub>3</sub> and concentrated H<sub>2</sub>SO<sub>4</sub> resulted–NO<sub>2</sub> which acts as an electrophile.



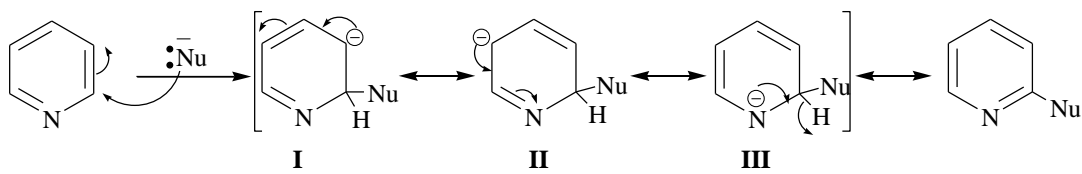
**iii. Sulphonation:** Sulphonation of pyridine is achieved by reacting it with fuming H<sub>2</sub>SO<sub>4</sub> at 250°C. Pyridine-3-sulphonic acid is obtained as product.



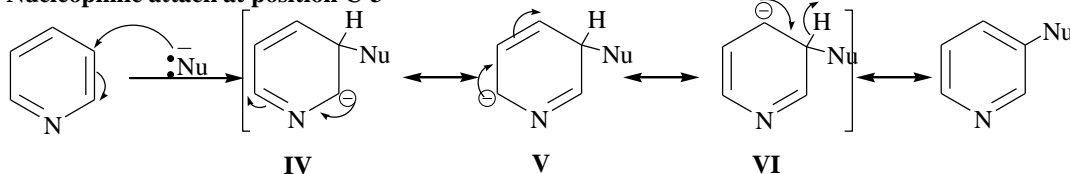
**d. Nucleophilic Substitution Reactions:** As we have discussed in previous section that pyridine generally deactivated the aromatic ring towards electrophilic substitution reaction. The deactivation of aromatic ring towards electrophilic substitution resulted due to the electron withdrawing nature of nitrogen atom. Due to such deactivation, pyridine also gives nucleophilic substitution reaction. Nucleophilic substitution in pyridine ring occurs at position C-2. Approach of the nucleophilic at position C-2 leads the formation

of three resonating structures (I, II and III); similarly, approach of nucleophilic at position C-3 also leads the formation of three resonating structures (IV, V and VI). The resonating structures for intermediate resulting from the attack of nucleophile at position C-2 are more stable than those of position C-3, since more electronegative nitrogen atom hold –ve charge in one of the resonating structure (III) obtained from the attack of nucleophile at position C-2. Hence, the nucleophilic substitution in pyridine at position C-2 is always favored. Following mechanism is suggested for the electrophilic attack at position C-2.

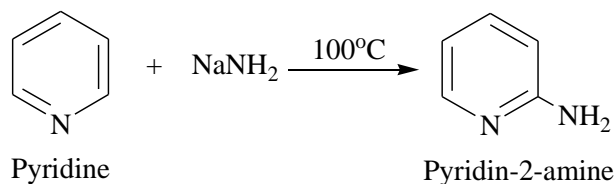
#### Nucleophilic attack at position C-2



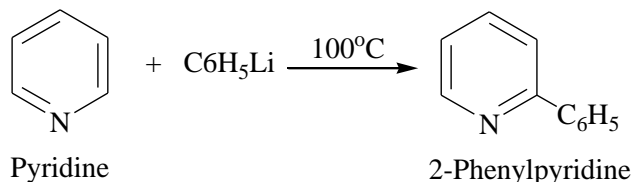
#### Nucleophilic attack at position C-3



- i. Reaction with Sodium amide:** Pyridine reacts with sodium amide to give 2-aminopyridine via nucleophilic substitution.



- ii. Reaction with Phenyllithium:** Pyridine reacts with phenyllithium (an organometallic compound) to give 2-phenylpyridine.



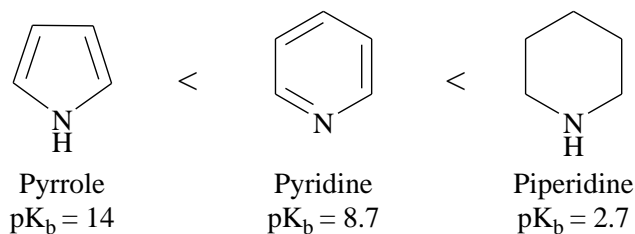

---

## 4.8 COMPARISON OF BASICITY OF PYRROLE, PYRIDINE AND PIPERIDINE

---

From experimental studies it is observed that the  $pK_b$  values of pyrrole, pyridine and Piperidine are ~14, ~8.7 and ~2.7, respectively. Based on the suggested  $pK_b$  values the piperidine is found

as a stronger base than pyridine and pyrrole. Pyrrole is the weakest base among these three heterocyclic bases. The order of basicity of pyrrole, pyridine and piperidine is as given below:



The above order of basicity of pyrrole, pyridine and piperidine can be justified in terms of the structure of these compounds. As we know that the basicity of nitrogen compounds depends upon the availability of lone pair of electron on nitrogen atom. In pyrrole, the lone pair of electron on nitrogen atom exists in the  $sp^2$  hybridized orbital of nitrogen and participates in the delocalization, hence does not freely available to cause the basic character of pyrrole. Similar to pyrrole, the lone pair of electron on nitrogen atom of pyridine also exists in the  $sp^2$  hybridized orbital; however, it does not participate in the delocalization and available freely to cause the basic character. Although the lone pair of electron on nitrogen atom of pyridine available freely but due to more electronegative character of  $sp^2$  hybridized nitrogen atom (50% s-character) this lone pair is tightly bonded with nucleus, hence, less available for protonation. However, in piperidine, the lone pair of electron of nitrogen atom lies in  $sp^3$  hybridized orbital of nitrogen. These electrons are less tightly bonded with nucleus. Therefore, these electrons are readily available for protonation. Thus, piperidine is the strongest base among the three.

---

## 4.9 SUMMARY

---

- Heterocyclic compounds are those organic cyclic compounds which contains a hetero atom (N, O, S) as the part of ring.
- A hetero cyclic ring may comprise of three or more than three atoms, which may be saturated or unsaturated.
- Heterocyclic ring may contain more than one heteroatom which may be either similar or different.
- Heterocyclic compounds may be aliphatic or aromatic in nature.
- The aliphatic heterocyclic compounds are the cyclic amines, cyclic amides, cyclic ethers and cyclic thioethers.

- Aliphatic heterocycles those do not contain double bonds are called saturated heterocycles.
- The properties of aliphatic heterocycles are mainly affected by the ring strain.
- Aromatic heterocyclic compounds are analogous of benzene.
- The aromatic heterocyclic compounds also follow the Huckel's rule (*i.e.* aromatic compounds must be cyclic in nature with planar geometry due to conjugate double bonds and must have  $(4n+2)\pi$  electrons).
- The nomenclature of heterocyclic compounds is divided in to two categories, a) Trivial method of nomenclature and, b) Systematic method of nomenclature.
- The trivial nomenclature was the first nomenclature method which has a significant role in the development of heterocyclic chemistry.
- When heterocyclic compounds are named on the basis of their source from which the compound was obtained. This nomenclature pattern in known as trivial nomenclature.
- The trivial system does not give any structural information about the compound.
- Systematic nomenclature is the most widely used nomenclature system for monocyclic heterocyclic compounds especially for three to ten membered ring systems.
- The systematic nomenclature gives important structural information.
- The most relevant systematic nomenclature that is recommended by IUPAC for nomenclature of heterocyclic compounds is the *Hantzsch-Widmann system* of nomenclature.
- This nomenclature system specifies the nature, position, ring size, number, and types of heteroatoms present in any heterocyclic compounds.
- Molecular orbital model of heterocyclic compounds reveals that the heterocyclic compounds have less aromatic character in comparison to benzene and its derivatives.
- Molecular orbital model of heterocyclic compounds also suggested why there is asymmetrical electron density occurs in heterocyclic compounds.
- Due to less aromatic character then benzene, the rate of electrophilic substitution reactions of heterocyclic compounds is slower than benzene.
- Pyrrole, furan and thiophene undergo electrophilic substitution at position C-2.
- Pyridine undergoes electrophilic substitution at position C-3.
- Pyridine generally deactivated the aromatic ring towards electrophilic substitution reaction.

- The deactivation of aromatic ring towards electrophilic substitution resulted due to the electron withdrawing nature of nitrogen atom.
- Due to such deactivation, pyridine also gives nucleophilic substitution reaction.
- Nucleophilic substitution in pyridine ring occurs at position C-2.
- Among the three nitrogenous heterocyclic compounds (*i.e.* Pyrrole, Pyridine and Piperidine), Piperidine is the most basic; whereas, pyrrole is the least basic heterocyclic compound.

---

#### **4.10 TERMINAL QUESTION**

---

**Q1.** What do you understand by heterocyclic compounds?

**Q2.** Why systematic nomenclature is more useful than trivial nomenclature of Heterocyclic compounds?

**Q3.** Discuss the aromaticity of pyrrole.

**Q4.** Why pyridine is more basic than pyrrole?

**Q5.** Discuss the general mechanism of electrophilic substitution reaction of pyrrole.

**Q6.** Why pyridine also gives nucleophilic substitution reactions?

---

#### **4.11 ANSWERS**

---

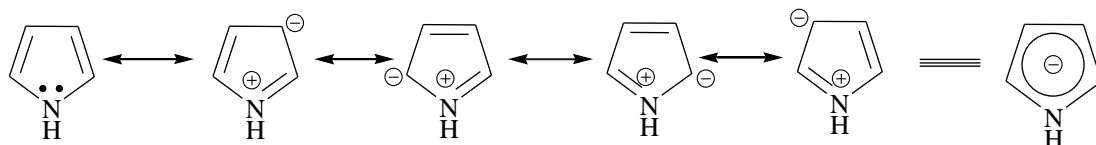
**A1.** Heterocyclic compound is the class of cyclic organic compounds those having at least one hetero atom (*i.e.* atom other than carbon) in the cyclic ring system. The most common heteroatoms are nitrogen (N), oxygen (O) and sulphur (S). Heterocyclic compounds are frequently abundant in plants and animal products; and they are one of the important constituent of almost one half of the natural organic compounds known. Alkaloids, natural dyes, drugs, proteins, enzymes etc. are the some important class of natural heterocyclic compounds. Heterocyclic compounds have a wide application in pharmaceuticals, agrochemicals and veterinary products. Many heterocyclic compounds are very useful and essential for human life. Various compounds such as hormones, alkaloids antibiotic, essential amino acids, hemoglobin, vitamins, dyestuffs and pigments have heterocyclic structure.

**A2.** The systematic nomenclature is more useful than trivial nomenclature because the systematic nomenclature gives important structural information. The most relevant system that is recommended by IUPAC for nomenclature of heterocyclic compounds is the *Hantzsch-Widmann*

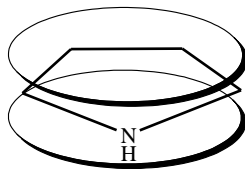
system of nomenclature. This nomenclature system specifies the nature, position, ring size, number, and types of heteroatoms present in any heterocyclic compounds. This systematic method generally derived the nomenclature using the following syntax;

Name: Prefix + Stem + Suffix

**A3.** Pyrrole usually does not explain the simple addition reactions like alkenes under normal conditions. This is because of the delocalization of lone pair of nitrogen atom through conjugation. This delocalization provides extra stability to the double bonds of pyrrole. Also the proposed structure of pyrrole is considered as an aromatic compound since it follows the Huckel's aromaticity rules ( $4n+2$  electron rule). The aromatic nature and extra-stability of pyrrole can also be supported by the formation of its different resonating structures as shown in below figure. The structure of pyrrole is the resonance hybrid of all resonating structures.



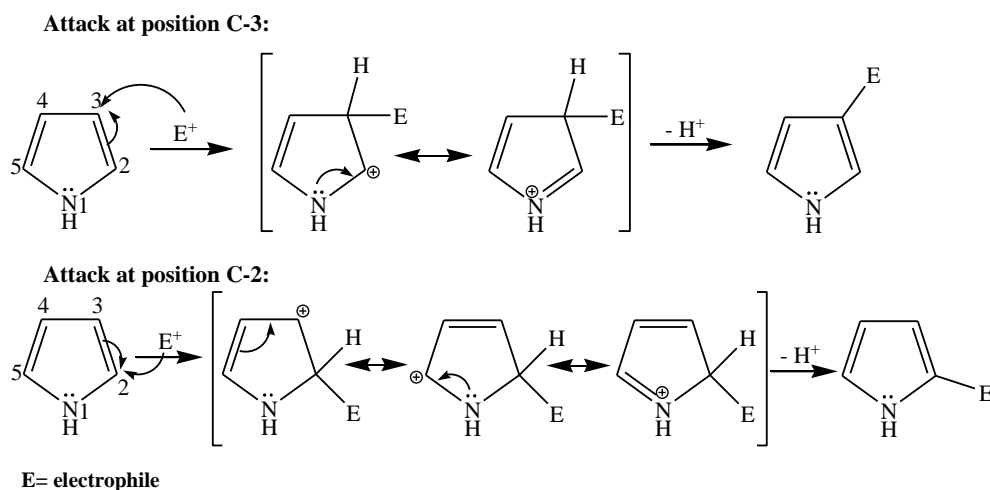
1. The delocalization of lone pair of nitrogen in pyrrole through conjugation also suggests that the pyrrole molecule should have planar geometry. This is only possible when the orbitals of carbon and nitrogen in pyrrole are  $sp^2$ - hybridized. The three  $sp^2$ - hybridized orbitals of nitrogen contain one- one electron in each  $sp^2$ - hybridized orbital. The unhybridized  $p$ -orbital of nitrogen contains lone pair of electrons. Two  $sp^2$ - hybridized orbitals of nitrogen atom forms  $\pi$ -bond with two carbon atoms of the ring whereas the third  $sp^2$ - hybridized orbital of nitrogen atom forms  $\pi$  -bond with hydrogen atom. Similarly each  $sp^2$ - hybridized carbon forms two  $\pi$  -bonds with neighboring carbon atoms and one  $\pi$  -bonds with hydrogen atom. The unhybridized orbitals of each carbon contain one electron. These unhybridized orbitals of carbon and nitrogen form a delocalized electron cloud above and below the pentagonal ring of pyrrole. The delocalized electron cloud is shown in figure.



**A4.** As we know that the basicity of nitrogen compounds depends upon the availability of lone pair of electron on nitrogen atom. In pyrrole, the lone pair of electron on nitrogen atom exists in

the  $sp^2$  hybridized orbital of nitrogen and participates in the delocalization, hence does not freely available to cause the basic character of pyrrole. Similar to pyrrole, the lone pair of electron on nitrogen atom of pyridine also exists in the  $sp^2$  hybridized orbital; however, it does not participate in the delocalization and available freely to cause the basic character. Therefore, pyridine is more basic than pyrrole.

**A5.** Pyrrole undergoes electrophilic substitution at the position C-2. Approach of the electrophile at position C-2 leads the formation of three resonating structures; however, only two resonating structures are obtained when the electrophile approaches at position C-3. Thus the intermediate obtained by the approach of electrophile at position C-2 is more stable than the intermediate obtained by the approach of electrophile at position C-3. This is the reason that electrophilic attack occurs at position C-2. Following mechanism is suggested for the electrophilic attack at position C-2. All the electrophilic substitution reactions of pyrrole occur at position C-2 and follow the similar mechanism as shown below.

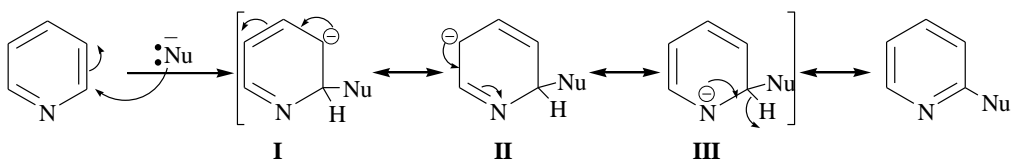


**A6.** Pyridine generally deactivated the aromatic ring towards electrophilic substitution reaction. The deactivation of aromatic ring towards electrophilic substitution resulted due to the electron withdrawing nature of nitrogen atom. Due to such deactivation, pyridine also gives nucleophilic substitution reaction. Nucleophilic substitution in pyridine ring occurs at position C-2. Approach of the nucleophilic at position C-2 leads the formation of three resonating structures (I, II and III); similarly, approach of nucleophilic at position C-3 also leads the formation of three resonating structures (IV, V and VI). The resonating structures for intermediate resulting from the attack of nucleophile at position C-2 are more stable than those of position C-3, since more electronegative nitrogen atom hold  $-ve$  charge in one of the resonating structure (III) obtained

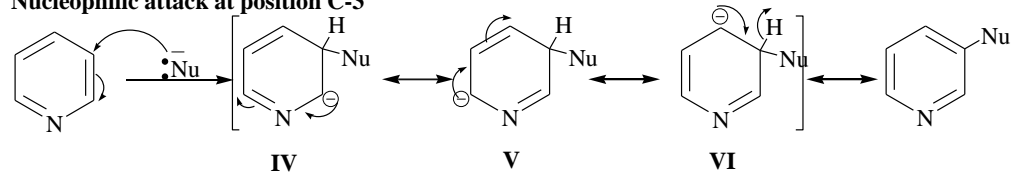


from the attack of nucleophile at position C-2. Hence, the nucleophilic substitution in pyridine at position C-2 is always favored. Following mechanism is suggested for the electrophilic attack at position C-2.

**Nucleophilic attack at position C-2**



**Nucleophilic attack at position C-3**



## Bibliography:

1. "Heterocyclic Chemistry" by Raj K. Bansal 5<sup>th</sup> Edn, New Age International Publisher, ISBN 978-81-224-3143-8.
2. "Heterocyclic Chemistry" 5<sup>th</sup> Edn. by J. A. Joule, K. Mills and G. F. Smith, Wiley International Publications, ISBN: 978-1-4051-3300-5.
3. "Heterocyclic Chemistry" (3rd Edition) by Thomas. L. Gilchrist, Prentice Hall Publication, ISBN 978-0-5822-7843-1.
4. "Organic Chemistry" Vol. 1 by I L Finar, Published by Pearson Education; ISBN 10: 8177585428.
5. "Organic Chemistry" by T. W. Graham Solomons, Published by John Wiley; ISBN-10: 1118133579.

---

# UNIT 5: HETEROCYCLIC COMPOUNDS- II

---

## CONTENTS

- 5.1 Objectives
- 5.2 Introduction
- 5.3 Preparation and reactions of indole, quinoline and isoquinoline
  - 5.3.1 Indole
  - 5.3.2 Quinoline
  - 5.3.3 Isoquinoline
- 5.4 Summary
- 5.5 Terminal Question
- 5.6 Answers
- 5.7 Bibliography

---

## ***5.1 OBJECTIVES***

---

### **In this unit learner will be able to**

- Know about the most important condensed heterocyclic compounds containing five and six membered fused rings.
- Understand and discuss the reactivity and stability of such bicyclic hetero aromatic compounds.
- Study the important synthetic routes and reactivity for five and six membered benzo fused hetero aromatic compounds.
- Understand the important physical and chemical properties of five and six membered benzo fused hetero aromatic compounds.
- Know about the applications of these five and six membered benzo fused hetero aromatic compounds in the synthesis of important industrial and pharmaceutical compounds.

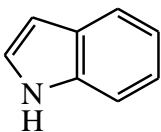
---

## 5.2 INTRODUCTION

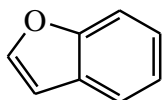
---

In unit 4 we have discussed that the heterocyclic compound is the class of cyclic organic compounds those having at least one hetero atom (*i.e.* atom other than carbon) in the cyclic ring system. The most common heteroatoms are nitrogen (N), oxygen (O) and sulphur (S). Heterocyclic compounds are frequently abundant in plants and animal products; and they are one of the important constituent of almost one half of the natural organic compounds known. Alkaloids, natural dyes, drugs, proteins, enzymes etc. are the some important class of natural heterocyclic compounds. Heterocyclic compounds can be easily classified based on their electronic structure. Heterocyclic compounds are primarily classified as saturated and unsaturated. The saturated heterocyclic compounds behave like the acyclic derivatives with modified steric properties. Piperidine and tetrahydrofuran are the conventional amines and ethers of this category. However, unsaturated heterocyclic compounds of 5- and 6- member rings have been studied extensively because of their unstrained nature. The unstrained unsaturated heterocyclic compounds include Pyridine, Thiophene, Pyrrole, Furan and their benzo fused derivatives.

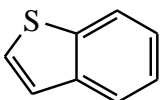
Heterocyclic rings systems that are formally derived by fusion with other rings, either carbocyclic or heterocyclic, have a variety of common and systematic names. For example, with the benzo-fused unsaturated nitrogen heterocycles, pyrrole provides Indole or isoindole depending on the orientation. Various other important examples of benzofused heterocyclic compounds are Quinoline, Isoquinoline, Benzothiophene, Benzazepine, Dibenzazepine, Carbazole, Acridine, and Benzofuran. Figure 1 shows the structural representation of various important 5 and 6 membered benzofused heterocyclic compounds.



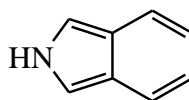
Indole



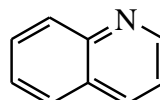
Benzofuran



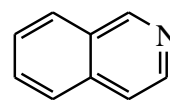
Benzothiophene



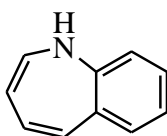
Isoindole



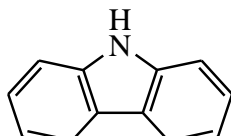
Quinoline



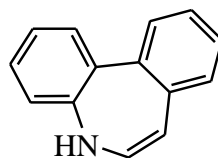
Isoquinoline



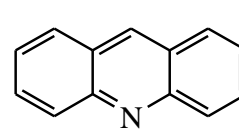
Benzazepine



Carbazole



Dibenzazepine



Acridine

**Figure 1:** Examples of various important benzo fused heterocyclic compounds

In the present unit, students would be able to learn about the most important five and six membered benzo fused heterocyclic compounds, such as Indole, Quinoline and Isoquinoline.

---

## 5.3 PREPARATION AND REACTIONS OF INDOLE QUINOLINE AND ISOQUINOLINE

---

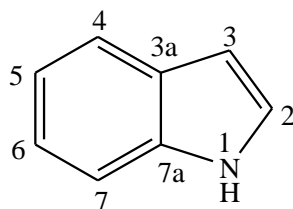
### 5.3.1 INDOLE

Indole is an aromatic heterocyclic organic compound with formula  $C_8H_7N$ . It has a bicyclic structure, consisting of a six-membered benzene ring fused to a five membered nitrogen-containing pyrrole ring. Chemistry of Indole was developed with the study of the dye indigo. Indigo can be converted to Isatin and then to Oxindole. Indole was first synthesized in 1866, when Adolf von Baeyer reduced Oxindole to Indole using zinc dust. The name Indole is a combined name of the words indigo and oleum, since Indole was first isolated by treatment of the indigo dye with oleum.

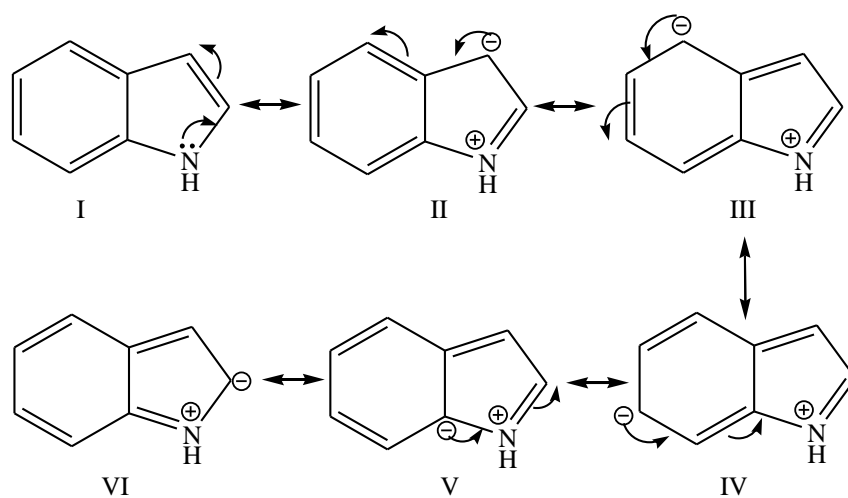
Indole is widely distributed in the natural environment and can be produced by a variety of bacteria. As an intercellular signal molecule, it regulates various aspects of bacterial physiology, including spore formation, plasmid stability, drugs resistance, bio-film formation, and virulence. The amino acid tryptophan is an Indole derivative and the precursor of the neurotransmitter serotonin.

Certain Indole derivatives were important dyestuffs until the end of the 19<sup>th</sup> century. In the 1930s, interest in Indole intensified when it became known that the Indole substituent is present in many important alkaloids (e.g., tryptophan and auxins), and it remains an active area of research today. Indole is found in coal tar and in essential oils (Jesamine oil, orange oil) of many plants. It also occurs in amino acids as a plant growth hormone in alkaloids.

**Structure of Indole:** The IUPAC name of Indole is 1H-benzo[b] pyrrole, it is being the b-face benzo-fused isomer. The atoms are numbered as shown in below structure. The numbering begins from the Nitrogen atom and going counter clock wise around the two condensed rings.



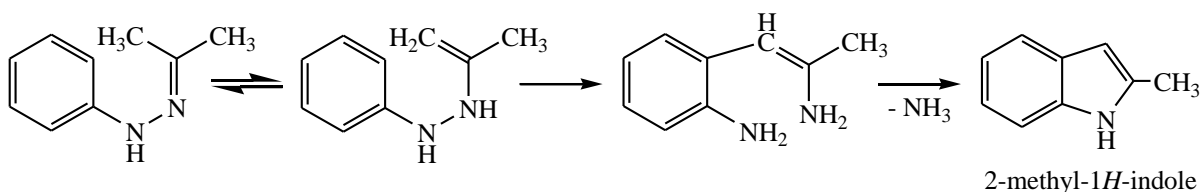
All the ring atoms in Indole are  $sp^2$  hybridized. The  $sp^2$  orbitals of all carbon and nitrogen atom overlap with each other and also with the  $s$  orbitals of hydrogen to form C-C, C-N, C-H and N-H  $\sigma$  bonds. Each ring atom also possesses a  $p$  orbital. These are perpendicular to the plane of the ring. Lateral overlap of these  $p$ -orbitals produce a  $\pi$  molecular orbital containing 10 electrons. Indole is an aromatic compound since it follows the Huckel's rule (*i.e.*  $4n+2\pi$  electron rule) for  $n=2$ . Indole is a resonance hybrid of several canonical forms. The different possible canonical forms of Indole are shown in Figure 2. Structures IV, V and VI involve the formation of a non-benzenoid system in which the aromaticity of benzene ring dose not retained. Hence, these structures contribute less in the resonance.



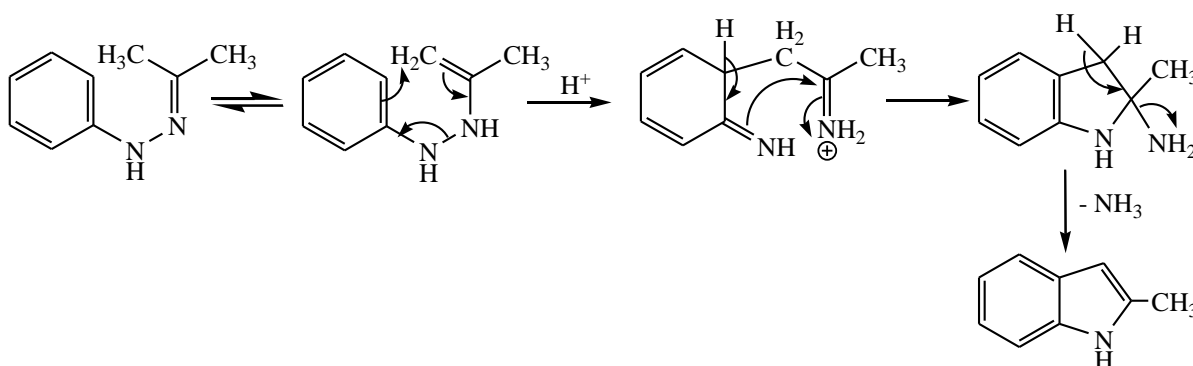
**Figure 2:** Different possible canonical forms of Indole

**Synthesis or preparation of Indole:** There are different methods available for the synthesis of Indole and its derivatives. These methods differ in their range of applicability. However, a number of general methods are also known in which the pyrrole ring formed through the ring closure reactions. The important methods for the synthesis of Indole are discussed below.

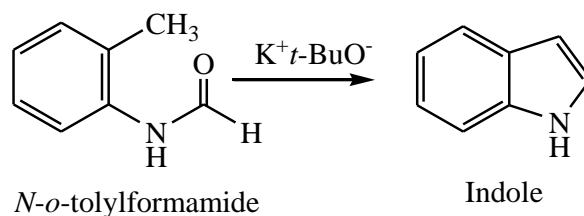
1. **The Fisher-Indole synthesis:** This is the most widely used method for the synthesis of Indole. It involves an acid (Lewis acid) catalyzed rearrangement of a phenylhydrazone of an aldehyde or ketone, with the elimination of a molecule of ammonia. The conventional catalysts used in this process are zinc chloride, polyphosphoric acid or a Lewis acid ( $\text{BF}_3$ ). Synthesis of 2-methyl indole can be achieved by taking the phenylhydrazone of acetone. The reaction is as shown below.



**Mechanism:** Fisher-Indole synthesis is supposed to take place through the acid catalyzed rearrangement of the tautomeric form of the starting phenylhydrazone as shown below.

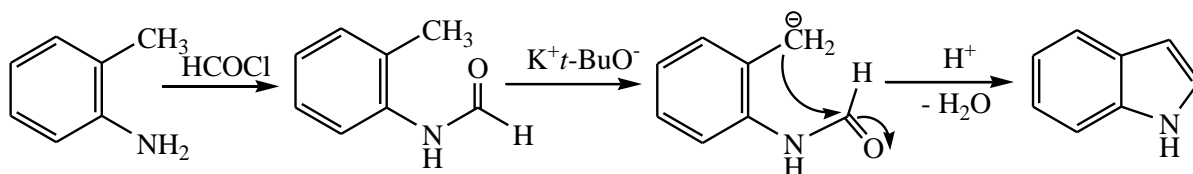


2. **The Madelung Synthesis:** This involves the cyclic dehydration of an acyl *o*-toluidine in presence of a strong base and at high temperature. Indole itself can be prepared by this method. 2-alkylindole can be synthesized by the cyclodehydration of *o*-acyl aminotoluene by treatment with strong base such as potassium tertiary butoxide or sodamide. The reaction is shown as below.

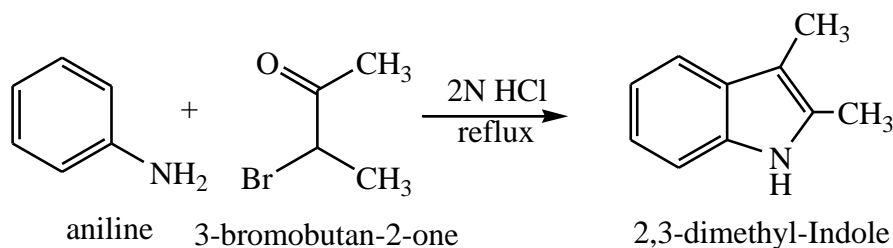


**Mechanism:** *o*-amino toluene forms *o*-acyl aminotoluene on treatment with formylchloride. The *o*-acyl aminotoluene on reaction with strong base gives the

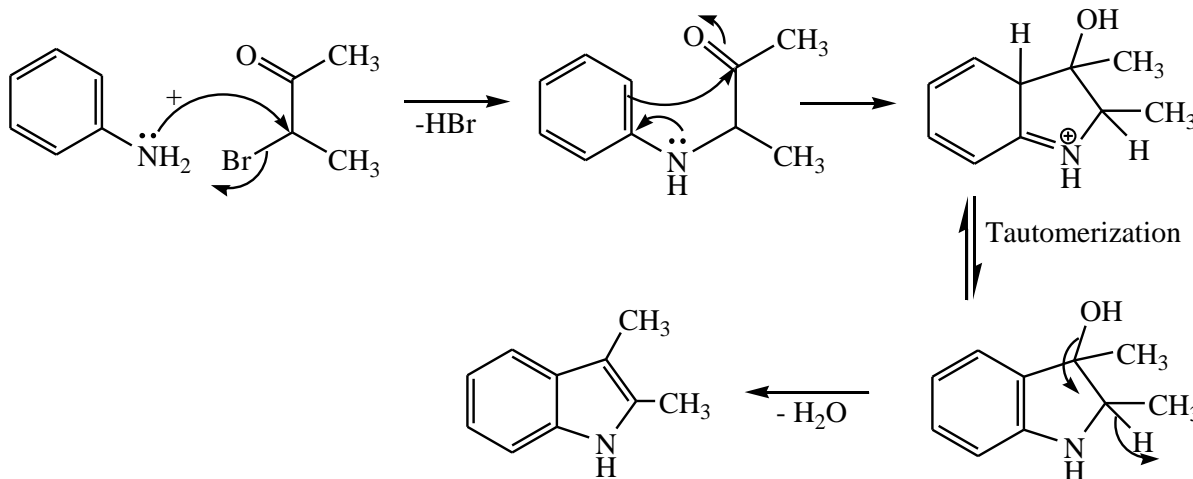
corresponding carbanion. The subsequent protonation followed by elimination of water molecule lead the formation of Indole. The overall mechanism is shown as follow.



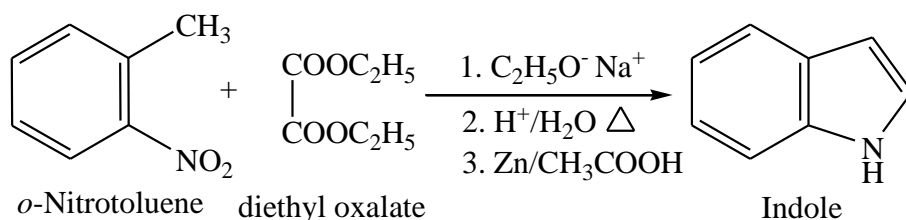
**3. The Bischler's synthesis:** This method involves the reaction of an aryl amine and  $\alpha$  - halooketone or  $\alpha$ -haloaldehyde in presence of zinc chloride under thermal or heating condition. The reaction is shown as follow.



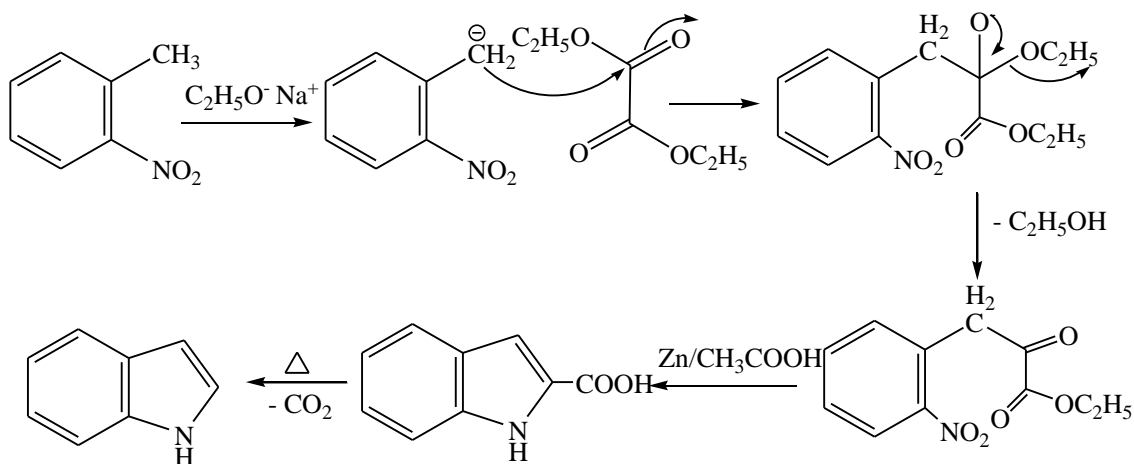
**Mechanism:** The mechanism of Bischler's Indole synthesis involves the following steps. Reaction of aniline with  $\alpha$ -bromoketone (3-Bromo-2-butanone) in presence of acid under reflux condition gives the condensed product with elimination of HBr molecule. Which on thermal cyclization and subsequent aromatization leads the formation of 2,3-dimethyl Indole.



**4. The Reissert Synthesis:** This method also provides a very simple and convenient procedure for the synthesis of Indole and its derivatives. This method involves the base catalyzed condensation of *o*-nitrotoluene with oxalic acid ethyl ester (diethyl oxalate) in presence of strong base like sodium ethoxide. This condensation leads the formation of *o*-nitro-phenylpyruvate which on hydrolysis gives the corresponding acid. The resultant acid on reductive cyclization in presence of Zn/CH<sub>3</sub>COOH yields the Indole. The reaction is shown as follows



**Mechanism:** *o*-Nitrotoluene on reaction with sodium ethoxide produces a carbanion which on condensation with diethyl oxalate yields the *o*-nitro-phenylpyruvate. The acidic hydrolysis converts the *o*-nitro-phenylpyruvate in to corresponding acid. The reductive cyclization followed by the decarboxylation gives the formation of Indole.



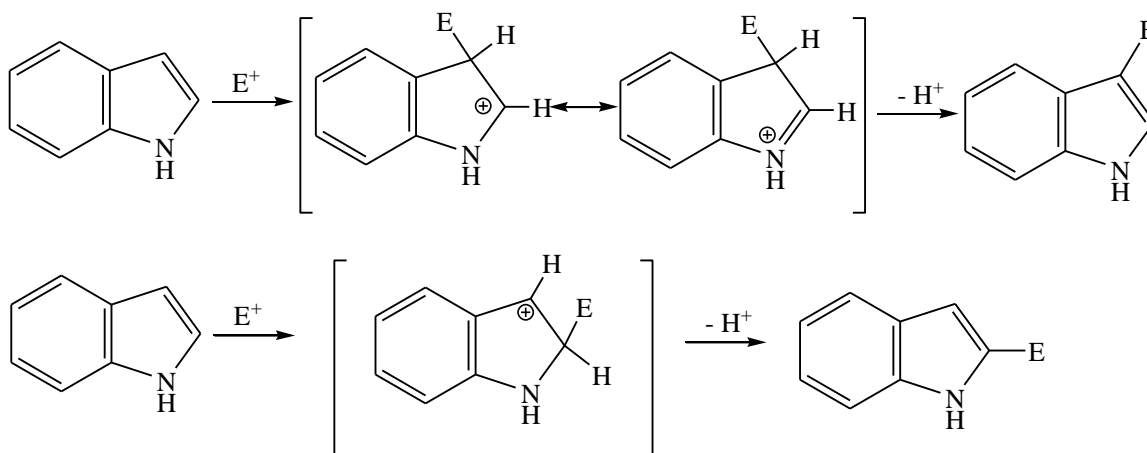
**PHYSICAL PROPERTIES OF INDOLE:** Indoles and simple alkyl Indoles are colourless crystalline solids. The melting point of Indole is 52°C and boiling point is 254°C. Indole is soluble in most of the organic solvents. The pure form of Indole has very pleasant smell and this is the reason it is used as a perfumery base, however, the impure Indole has very unpleasant smell. The main commercial source of Indole comes from the 220-260°C fraction of coal tar distillation.



The  $^1\text{H}$  NMR spectra of Indole feature all the resonances for the hydrogen in the aromatic region. The upfield shift observed for H3 and C3 in the  $^1\text{H}$  and  $^{13}\text{C}$  NMR indicate the higher electron density around C3.

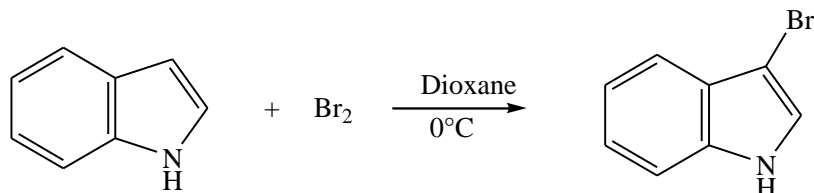
## CHEMICAL PROPERTIES OF INDOLE

**Electrophilic substitution reactions:** Indole is a  $\pi$ -excessive aromatic heterocycles with ten  $\pi$ -electron. Indole is an aromatic compound. It involves the  $4n+2$   $\pi$  electrons and hence follows the Huckel rule of aromaticity. The lone pair of  $\text{sp}^2$  hybridized nitrogen atom participates in the delocalization process and thus helps to complete the ten  $\pi$ -electron across the ring. Like pyrrole, the  $\pi$  excessive nature of the aromatic ring governs the reactivity and chemical properties of Indole. Indole is a weak base ( $\text{pK}_a = -2.4$ ). In presence of a strong acid protonation of the nitrogen atom would disrupt the aromaticity of the five-membered ring. Like other aromatic compounds, Indole also gives the electrophilic substitution (the characteristic reactions of aromatic compounds). However, unlike pyrrole, electrophilic substitution in Indole takes place preferentially at C<sub>3</sub>. A simple explanation for this can be made by analysis of the Wheland intermediates resulting from the attack of an electrophile at C<sub>3</sub> and C<sub>2</sub> positions. For a reaction at C-3, the energy of activation of the intermediate is lowered because it is possible to delocalize the positive charge through resonance involving the nitrogen lone pair of electrons. This favourable situation is not possible in the corresponding intermediate for attack at C-2.



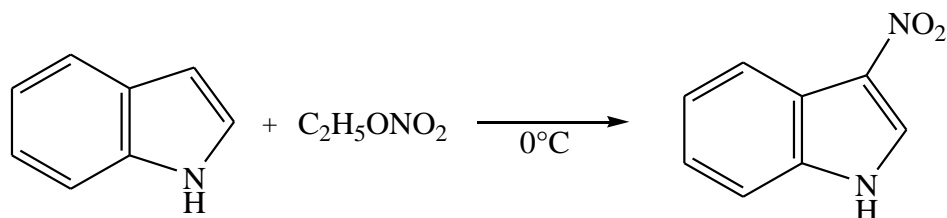
The intermediate of the attack at C<sub>3</sub> is stabilized by delocalization of the positive charge. However, no delocalization is possible in the intermediate derived from attack at C<sub>2</sub> position without disrupting the aromaticity of the six membered rings. The common electrophilic substitution reactions of Indole are discussed as follow.

- 1. Bromination:** Indole undergoes bromination at very low temperature (0°C) in dioxane. The bromination occurs at C3 position.

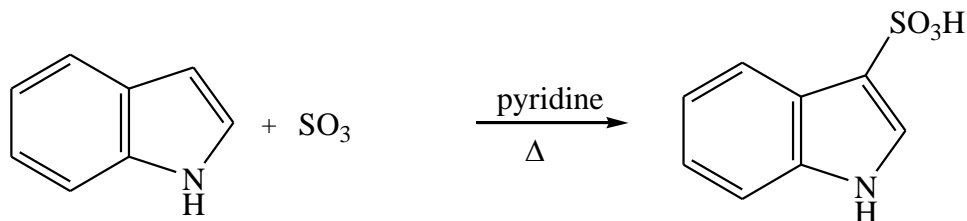


The mechanism of bromination is similar as discussed above the general mechanism of electrophilic substitution. In above mechanism the E can be replaced by Br.

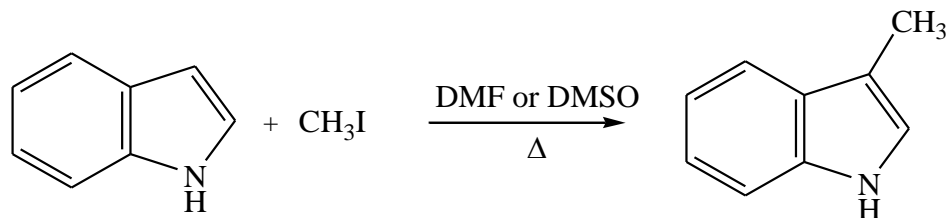
- 2. Nitration:** Indole undergoes nitration in presence of ethyl nitrate at low temperature (0 - 5°C). Nitration of Indole also occurs at C3 with the similar mechanism as discussed above.



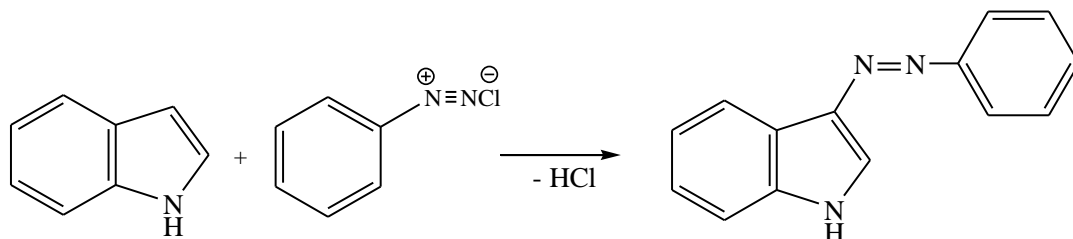
- 3. Sulphonation:** Sulphonation of Indole is carried out only under milder conditions using pyridine-sulphur trioxide complex in order to minimize the acidity of the reagent.



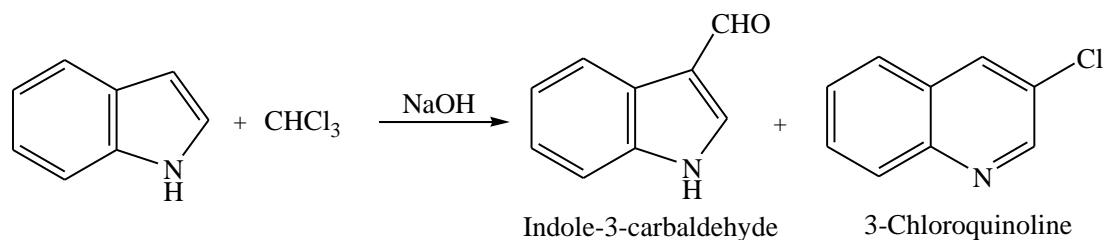
- 4. Friedel crafts alkylation:** Indole undergoes alkylation at C3 position with alkyl iodide in N,N-dimethyl formamide (DMF) or dimethyl sulphoxide (DMSO) as solvent.



**5. Diazocoupling or Diazotization reaction:** Indole reacts with benzene diazonium chloride to give 3-phenylazoindole, a diazotized coupled product.



**6. Reimer Tiemann formylation:** Indole, like other aromatic compounds, reacts with Chloroform (CHCl<sub>3</sub>) in presence of alkali to give formylated product at C3 position. This reaction proceeds via carbene intermediate. In general two products are obtained in this reaction, first, the C3 formylated product (Indole-3-carbaldehyde) and second, the rearranged product (3-Chloroquinoline).



## APPLICATIONS OF INDOLE AND ITS DERIVATIVES

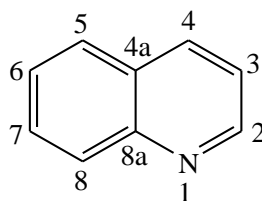
Indole and its derivatives are being extensively used in medicinal and pharmaceutical industry. Indole derivative Indigo is also used as a dyestuff called in Textile industry.

### 5.3.2 QUINOLINE

Quinoline is a heterocyclic aromatic organic compound with the chemical formula C<sub>9</sub>H<sub>7</sub>N. It is a colorless hygroscopic liquid with a strong odor. It is a bicyclic heterocycle having a benzene ring fused with a pyridine ring at 2, 3-positions. It is also called 1-azanaphthalene or

benzo[b]pyridine. Quinoline was first extracted from coal tar in 1834 by German chemist Friedlieb Ferdinand Runge; he called quinoline leukol ("white oil" in Greek). Coal tar remains the principal source of commercial quinoline. In 1842, French chemist Charles Gerhardt obtained a compound by dry distilling quinine, strychnine, or cinchonine with potassium hydroxide; he called the compound Chinoilin or Chinolein. Runge's and Gerhardt's compounds seemed to be distinct isomers because they reacted differently. However, the German chemist August Hoffmann eventually recognized that the differences in behaviors were due to the presence of contaminants and that the two compounds were actually identical. Like other nitrogen heterocyclic compounds, such as pyridine derivatives, quinoline is often reported as an environmental contaminant associated with facilities processing oil shale or coal, and has also been found at legacy wood treatment sites. Owing to its relatively high solubility in water quinoline has significant potential for mobility in the environment, which may promote water contamination. Quinoline is readily degradable by certain microorganisms, such as *Rhodococcus* species Strain Q1, which was isolated from soil and paper mill sludge. Quinolines are present in small amounts in crude oil within the virgin diesel fraction. It can be removed by the process called hydrodenitrication. Quinoline is only slightly soluble in cold water but dissolves readily in hot water and most organic solvents. Quinoline itself has few applications, but many of its derivatives are useful in diverse applications. A prominent example is quinine, an alkaloid found in plants. 4-Hydroxy-2-alkylquinolines (HAQs) are involved in antibiotic resistance.

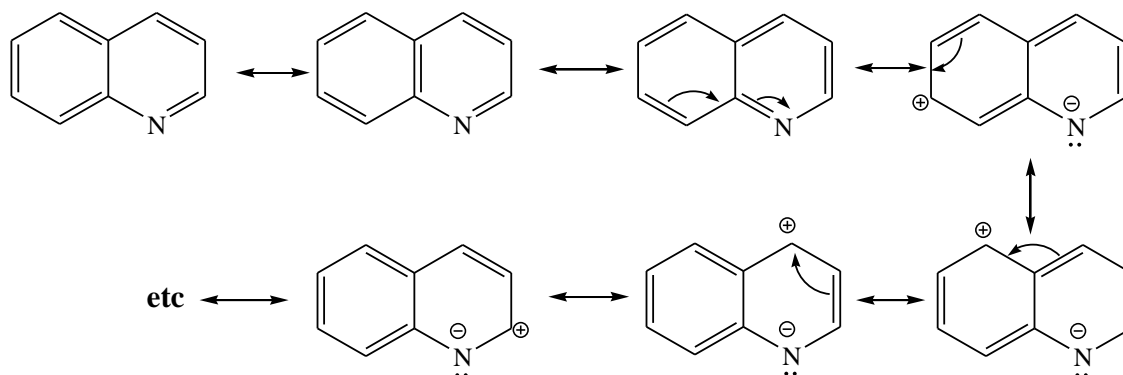
**Structure of Quinoline:** The IUPAC name of quinoline is benzo[b] pyridine, it is being the b-face benzo-fused isomer. The atoms are numbered as shown in below structure. The numbering begins from the Nitrogen atom and going counter clock wise around the two condensed rings. The structure of quinoline is shown as follow.



Quinoline

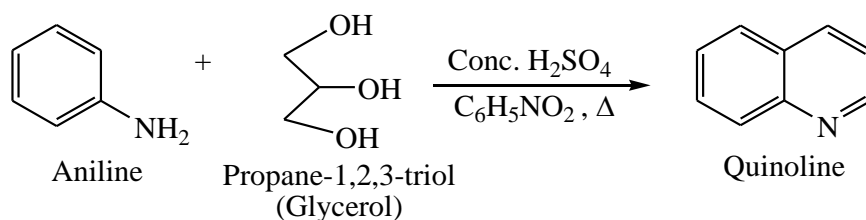
All the ring atoms in Quinoline are  $sp^2$  hybridized. The  $sp^2$  orbitals of all carbon and nitrogen atom overlap with each other and also with the s orbitals of hydrogen to form C-C, C-N, and C-H

$\pi$  bonds. Each ring atom also possesses a p orbital. These p orbitals are perpendicular to the plane of the ring. Lateral overlap of these p-orbitals produce a  $\pi$  molecular orbital containing 10 electrons. Quinoline is an aromatic compound since it follows the Huckel's rule (i.e.  $4n+2 \pi$  electron rule) for  $n=2$ . Unlike Indole, the lone pair of nitrogen of quinoline does not participate in the delocalization. Quinoline is a resonance hybrid of several canonical forms as shown below.



**Synthesis or preparation of Quinoline:** There are different methods available for the synthesis of quinoline and its derivatives. These methods may differ in their range of applicability. However, a number of general well known methods have been used for the preparation of quinoline. The important methods for the synthesis of quinoline are discussed below.

**1. The Skraup synthesis:** This is one of the most important methods for the preparation of quinoline. In this method the aniline and its derivatives having vacant ortho position is when heated with glycerol, concentrated  $H_2SO_4$  and an oxidizing agent the resultant product is obtained as quinoline or its derivatives. The nitrobenzene is generally used as mild oxidizing agent in Skraup synthesis. Glycerol when heated with concentrated  $H_2SO_4$  it gives the acrolein after dehydration. Condensation of acrolein thus obtained with aniline or its derivatives followed by oxidation gives the quinoline. The reaction is shown as follow.



**Mechanism:** The step wise mechanism of Skraup synthesis of quinoline is given as follow.

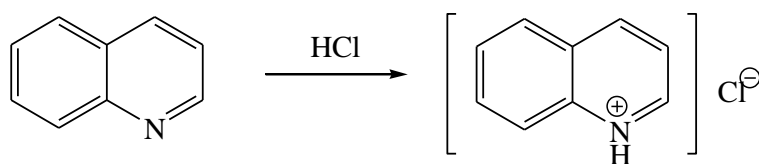


**PHYSICAL PROPERTIES OF QUINOLINE:** Quinoline is colourless hygroscopic liquid. Its boiling point is 237 °C. It has a characteristic smell similar to that of pyridine. On exposure to air quinoline turns in to yellow coloured. It is miscible in organic solvents. Quinoline is highly aromatic in nature and it has resonance energy 47.3 kcal/mole. Quinoline is a weak base having pKa 4.94. The basicity of quinoline is intermediate between aniline (pKa 4.58) and pyridine (pKa 5.17).

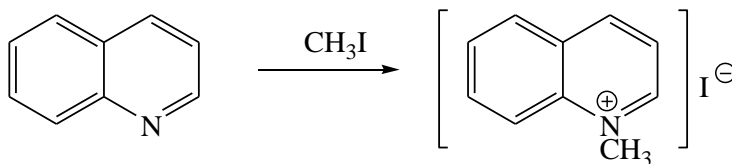
**CHEMICAL PROPERTIES OF QUINOLINE:** The important chemical properties of quinoline are discussed as follow.

- Basicity:** Due to availability of lone pair of electrons on nitrogen, quinoline acts as a base and forms salts with acids and quaternary salts with alkyl halides.

a. Reaction with acids:

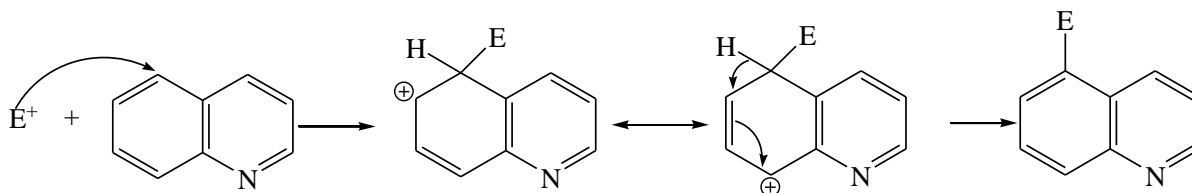


b. Reaction with methyl iodide:

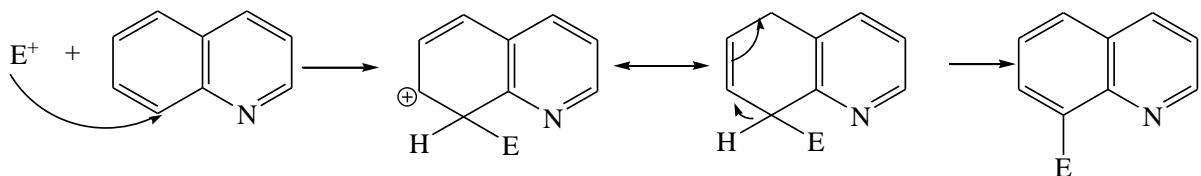


- Electrophilic substitution:** Out of the two fused rings in quinoline, the carbocyclic (benzene) ring is relatively more electron rich and resembles benzene ring while the nitrogen containing ring (less electron rich) resembles with pyridine ring. Therefore the electrophilic substitution in quinoline takes place more readily at benzene ring (at position 5 and 8 of benzene ring) rather than the pyridine ring. Thus if both the positions in benzene ring are vacant than mixture of substituted product is obtained. The general mechanism of electrophilic substitution on quinoline is shown below.

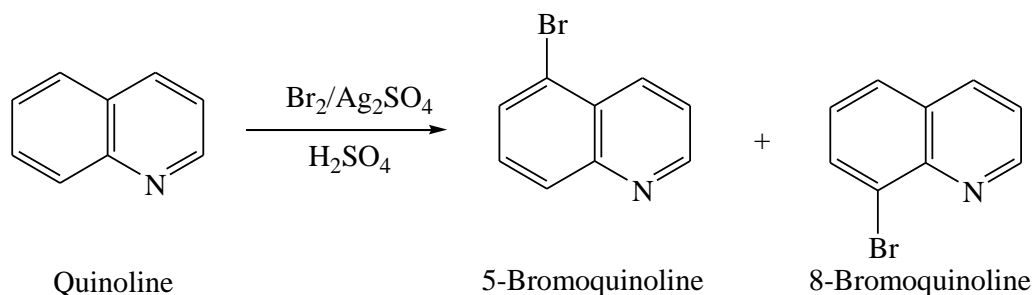
a. At position 5



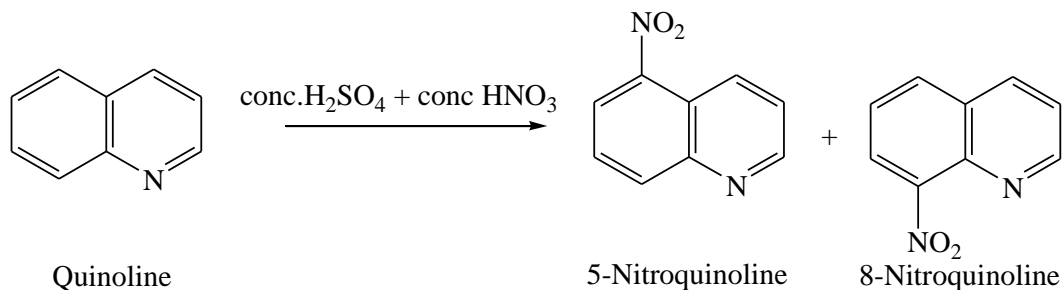
**b. At position 8**



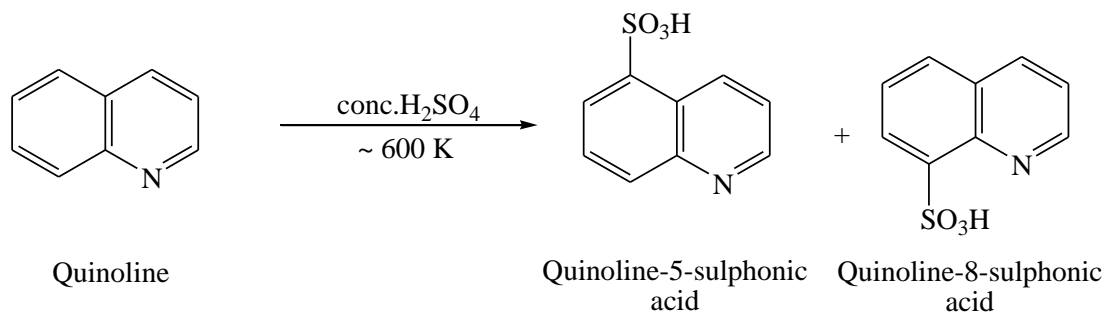
**i. Bromination:** Quinoline undergoes bromination with  $Br_2$  in presence of silver sulphate ( $Ag_2SO_4$ ) and  $H_2SO_4$ . Bromination occurs at position 5 and 8 hence mixture of products is formed.



**ii. Nitration:** Quinoline can undergo nitration by reacting with the well known nitrating agent (Conc.  $H_2SO_4$  + conc.  $HNO_3$ ). Nitration of quinoline occurs at position 5 and 8.

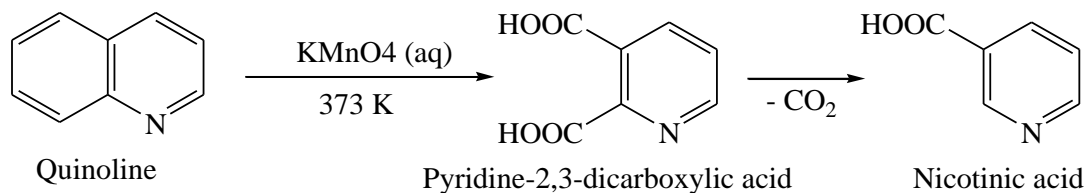


**iii. Sulphonation:** In presence of Conc.  $H_2SO_4$  at high temperature ( $\sim 600K$ ) sulphonation of quinoline takes place. Like nitration or bromination, the sulphonation of quinoline occurs at position 5 and 8.

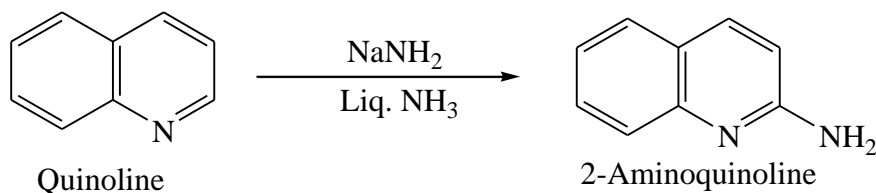




**iv. Oxidation:** In presence of  $\text{KMnO}_4$  quinoline get oxidized to pyridine-2,3-dicarboxylic acid which on decarboxylation gives nicotinic acid.



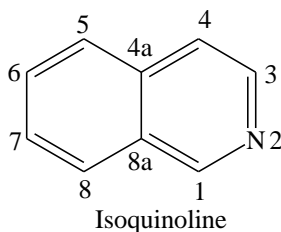
- 3. Nucleophilic substitution:** Quinoline also gives nucleophilic substitution reactions. Since, pyridine ring of quinoline is comparatively lesser electron rich in comparison to the benzene ring, therefore, nucleophilic substitution in quinoline takes place on pyridine ring. The nucleophilic substitution on pyridine ring takes place at position 2 of pyridine ring. If position 2 is occupied then the substitution takes place at position 4. Reaction of quinoline with strong base sodium amide (sodamide,  $\text{NaNH}_2$ ) in liquid ammonia gives 2-aminoquinoline.



**Applications of Quinoline:** Quinoline is used

- As a high boiling basic solvent in organic reactions
- Quinoline is used in the manufacture of dyes, the preparation of hydroxyquinoline sulfate and niacin. It is also used as a solvent for resins and terpenes.
- Quinoline is mainly used as in the production of other specialty chemicals.
- Its principal use is as a precursor to 8-hydroxyquinoline, which is a versatile chelating agent and precursor to pesticides.
- Its 2- and 4-methyl derivatives are precursors to cyanine dyes.
- Oxidation of quinoline affords quinolinic acid (pyridine-2,3-dicarboxylic acid), a precursor to the herbicide sold under the name "Assert".
- The reduction of quinoline with sodium borohydride in the presence of acetic acid is known to produce Kairolin A.
- The piperazine antidepressant quipazine is also leucoline based.

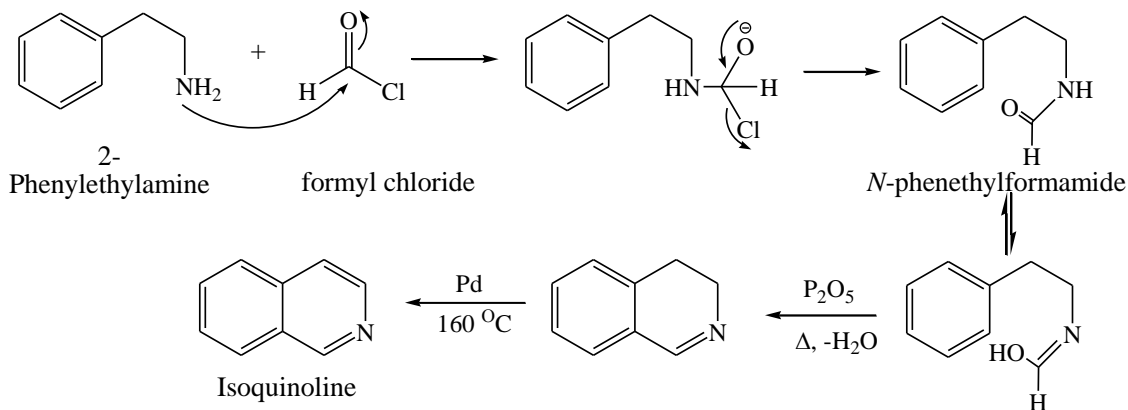
### 5.3.3 ISOQUINOLINE



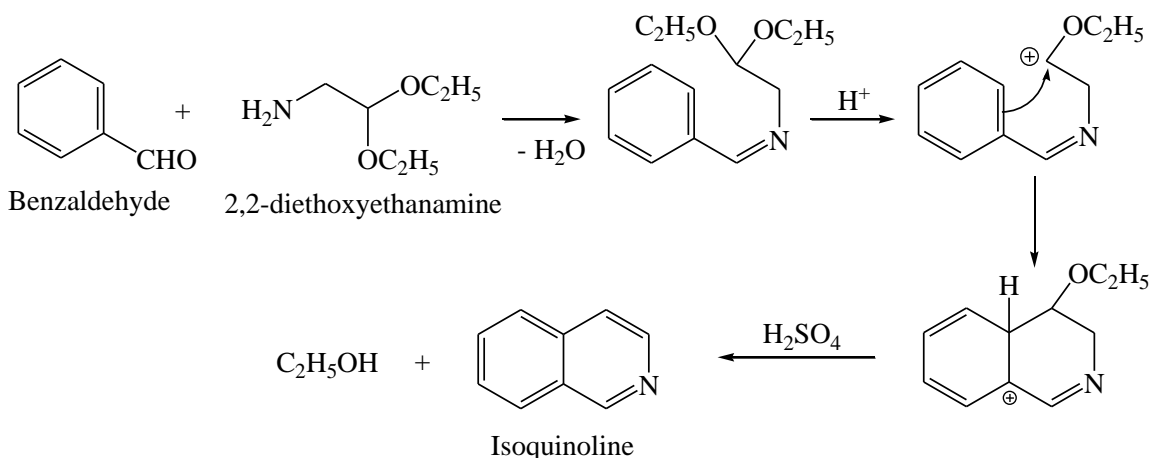
Isoquinoline is a heterocyclic aromatic organic compound. It is a structural isomer of quinoline. Isoquinoline is also obtained by ring fusion of pyridine and with a benzene ring. It was first isolated by Hoogewerff and Drop from the quinoline fraction of coal tar in 1885. Several derivatives of Isoquinoline also occur in coal tar. Isoquinoline does not occur free in nature but finds frequently in several alkaloids. It is called 2-azanaphthalene or benzo[b]pyridine. The numbering of the atoms in Isoquinoline is similar as followed in quinoline; however, the nitrogen atom is assigned position-2. Isoquinoline has close similarities in the structure with quinoline; therefore both have a close relationship in their physical and chemical properties.

**SYNTHETIC METHODS OF ISOQUINOLINE:** Following are the important synthetic methods for the preparation of Isoquinoline.

- 1. The Bischler Napieralski synthesis:** This synthesis was first suggested by the Bischler and Napieralski and has been subjected to a number of improvements later on. This method involves the cyclodehydration of an acyl derivative of B-phenylethylamine to give 3,4-dihydroisoquinoline, in the presence of Lewis acids such as polyphosphoric acid, zinc chloride or phosphorous pentoxide. The 3,4-dihydroisoquinoline is then dehydrogenated by Pd at 160 °C to Isoquinoline. It must be noted that the yields of this reaction are excellent if electron donating groups are present on benzene ring however if the electron withdrawing groups are present on benzene ring the yields are very poor. This is because of the electrophilic ring closure nature of the ring.

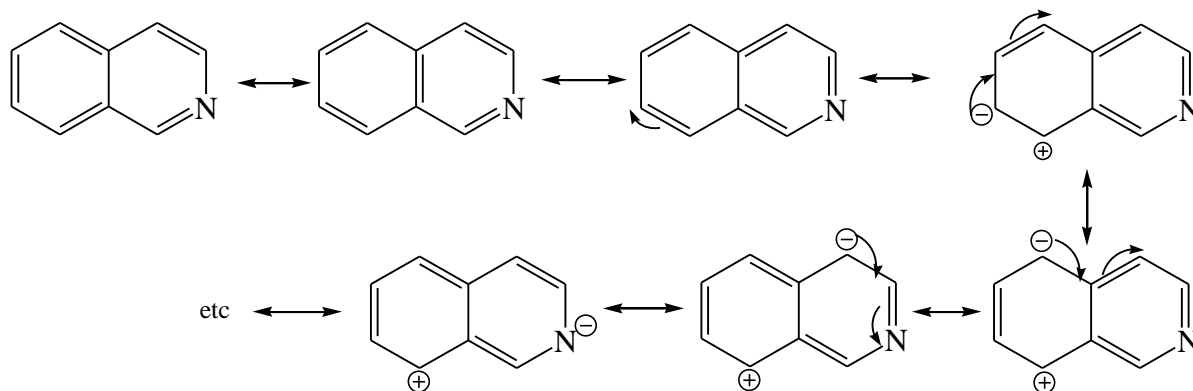


**2. The Pomeranz Fritsch synthesis:** In this synthesis an aromatic aldehyde or a substituted Benzaldehyde is condensed with aminoacetal to give Schiff's base. The Schiff's base thus formed is cyclized in the presence of  $\text{H}_2\text{SO}_4$  or  $\text{P}_2\text{O}_5$ . The last step of this reaction is similar to the Skraup synthesis of quinoline.



### PHYSICAL PROPERTIES OF ISOQUINOLINE:

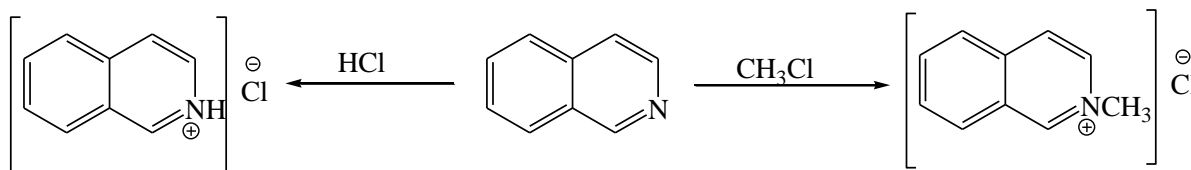
Isoquinoline is a colourless solid with melting point  $243\text{ }^\circ\text{C}$ . It has a smell resembling that of Benzaldehyde. It is steam volatile and sparingly soluble in water but soluble in most of the organic solvents such as ethanol, acetone, diethyl ether, carbon disulfide, and other common organic solvents. It is also soluble in dilute acids as the protonated derivative. Isoquinoline is highly aromatic and may be considered a resonance hybrid of following structures. Similar to pyridine the lone pair of electrons on the nitrogen atom is not conjugated with the ring and therefore, Isoquinoline behaves as weak base.



The pKa of Isoquinoline is 5.14 in compare to quinoline (pKa 4.94). It gets protonated to form salts upon treatment with strong acids, such as HCl. It forms adducts with Lewis acids, such as BF<sub>3</sub>.

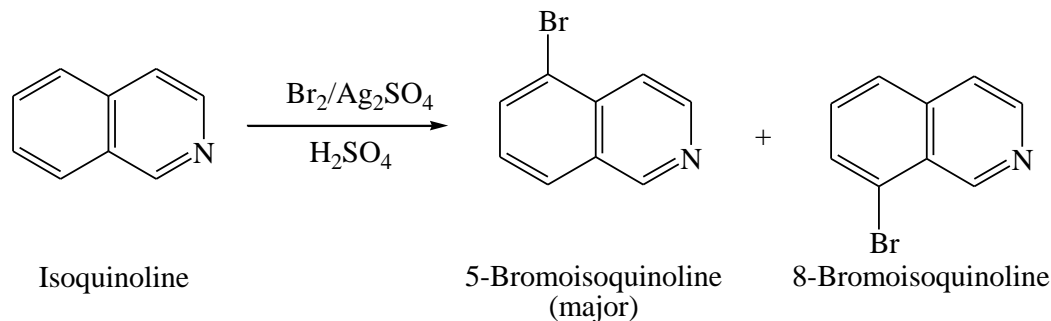
**CHEMICAL PROPERTIES OF ISOQUINOLINE:** The important chemical properties of Isoquinoline are discussed as follow.

- 1. Basicity:** Isoquinoline is moderately basic compound. It reacts with protic acid to form salts, and with alkyl halides to form quaternary ammonium salt.

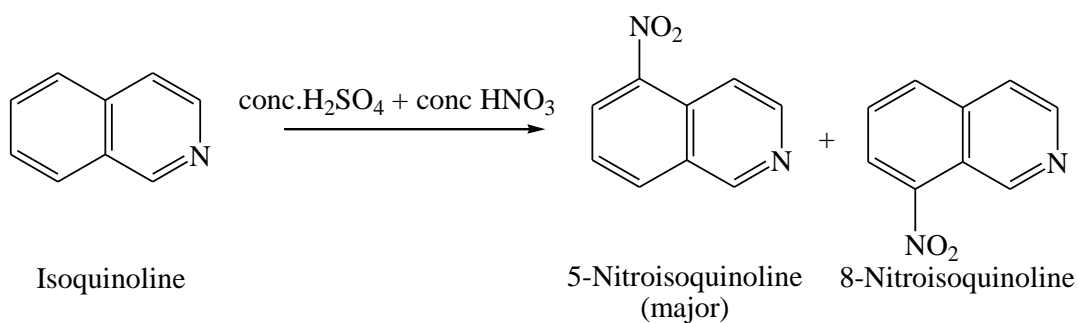


- 2. Electrophilic substitution:** Isoquinoline also gives electrophilic substitution like quinoline. Electrophilic substitution on Isoquinoline takes place more preferentially at position 5 however small amount of substitution also occurs at position 8. The different types of electrophilic substitution reactions of Isoquinoline are discussed as follow.

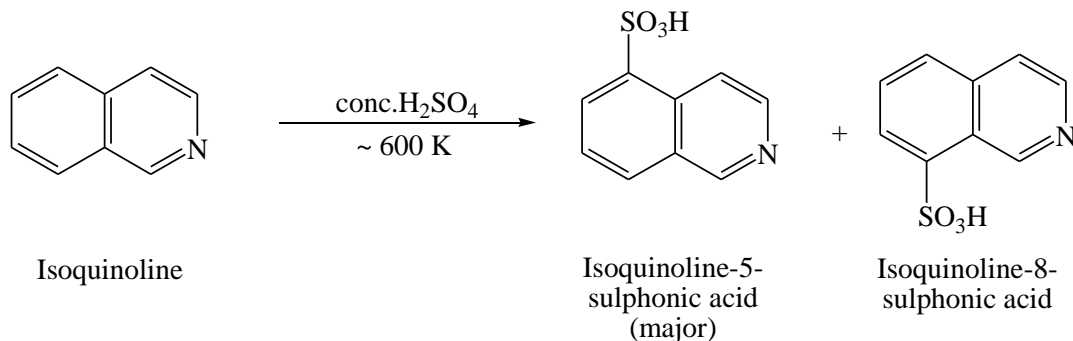
- i. Bromination:** Isoquinoline undergoes bromination with Br<sub>2</sub> in presence of silver sulphate (Ag<sub>2</sub>SO<sub>4</sub>) and H<sub>2</sub>SO<sub>4</sub>. Bromination occurs preferentially at position 5; small amount of product is also formed with substitution at position 8.



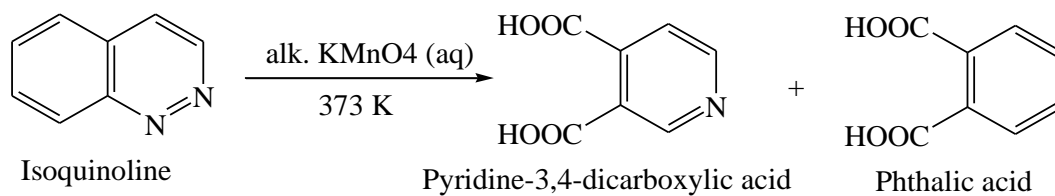
**ii. Nitration:** Isoquinoline can undergo nitration by reacting with the well known nitrating agent (Conc.  $\text{H}_2\text{SO}_4$  + conc.  $\text{HNO}_3$ ). Nitration of Isoquinoline occurs preferentially at position 5; small amount of product is also formed with substitution at position 8.



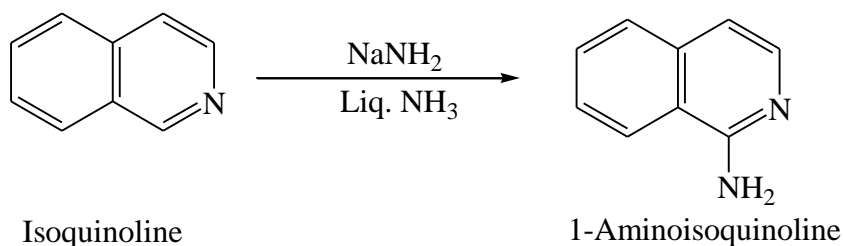
**iii. Sulphonation:** In presence of Conc.  $\text{H}_2\text{SO}_4$  at high temperature ( $\sim 600\text{K}$ ) sulphonation of Isoquinoline takes place. Like nitration or bromination, the sulphonation of Isoquinoline occurs preferentially at position 5; small amount of product is also formed with substitution at position 8.



**v. Oxidation:** In presence of alkaline  $\text{KMnO}_4$  Isoquinoline get oxidized to equimolar mixture of phthalic acid and pyridine-3,4-dicarboxylic acid.



- 3. Nucleophilic substitution:** Like Quinoline, Isoquinoline also gives nucleophilic substitution reactions. Since, pyridine ring of Isoquinoline is comparatively lesser electron rich in comparison to the benzene ring, therefore, nucleophilic substitution in Isoquinoline takes place on pyridine ring. The nucleophilic substitution on pyridine ring takes place at position 1 of pyridine ring. Reaction of Isoquinoline with strong base sodium amide (sodamide,  $\text{NaNH}_2$ ) in liquid ammonia gives 1-aminoisoquinoline.



**Applications of Isoquinoline:** Isoquinolines have various applications as:

1. Isoquinoline and its derivatives are used in the manufacture of dyes, paints, insecticides, disinfectants, anesthetics, antihypertension agents and antifungal agents.
2. It is also used as a solvent for the extraction of resins and terpenes, and as a corrosion inhibitor.

---

## 5.4 SUMMARY

---

- This unit comprises the detail study of three important bicyclic fused heterocyclic compounds namely Indole, Quinoline and Isoquinoline.
- Indole is an aromatic heterocyclic organic compound with formula  $\text{C}_8\text{H}_7\text{N}$ .
- The name Indole is a combined name of the words **indigo** and **oleum**, since Indole was first isolated by treatment of the indigo dye with oleum.
- Indole is widely distributed in the natural environment.
- Indole is found in coal tar and in essential oils (Jesamine oil, orange oil) of many plants.
- The IUPAC name of Indole is 1H-benzo[b] pyrrole, it is being the b-face benzo-fused isomer.

- All the ring atoms in Indole are  $sp^2$  hybridized.
- Indole is an aromatic compound since it follows the Huckel's rule (*i.e.*  $4n+2\pi$  electron rule) for  $n=2$ .
- The pure form of Indole has very pleasant smell and this is the reason it is used as a perfumery base.
- Indole is a  $\pi$ -excessive aromatic heterocycles with ten  $\pi$ -electrons. Indole is an aromatic compound.
- Indole also gives the electrophilic substitution (the characteristic reactions of aromatic compounds).
- Electrophilic substitution in Indole takes place preferentially at C3.
- Indole and its derivatives are being extensively used in medicinal and pharmaceutical industry.
- Quinoline is a heterocyclic aromatic organic compound with the chemical formula  $C_9H_7N$ .
- It is also called 1-azanaphthalene or benzo[b]pyridine.
- Quinoline was first extracted from coal tar in 1834 by German chemist Friedlieb Ferdinand Runge.
- All the ring atoms in Quinoline are  $sp^2$  hybridized.
- Quinoline is an aromatic compound since it follows the Huckel's rule (*i.e.*  $4n+2\pi$  electron rule) for  $n=2$ .
- Unlike Indole, the lone pair of nitrogen of quinoline does not participate in the delocalization.
- Quinoline also gives the electrophilic substitution (the characteristic reactions of aromatic compounds).
- The electrophilic substitution in quinoline takes place more readily at benzene ring (at position 5 and 8 of benzene ring) rather than the pyridine ring.
- Quinoline and its derivatives are being extensively used in medicinal and pharmaceutical industry.
- Isoquinoline is a heterocyclic aromatic organic compound.
- It is a structural isomer of quinoline.

- It was first isolated by Hoogewerff and Drop from the quinoline fraction of coal tar in 1885.
- It is called 2-azanaphthalene or benzo[b]pyridine.
- Isoquinoline is an aromatic compound since it follows the Huckel's rule (i.e.  $4n+2\pi$  electron rule) for  $n=2$ .
- Isoquinoline also gives the electrophilic substitution (the characteristic reactions of aromatic compounds).
- Electrophilic substitution on Isoquinoline takes place more preferentially at position 5 however small amount of substitution also occurs at position 8.
- Isoquinoline and its derivatives are used in the manufacture of dyes, paints, insecticides, disinfectants, anesthetics, antihypertension agents and antifungal agents.
- It is also used as a solvent for the extraction of resins and terpenes, and as a corrosion inhibitor.

---

## 5.5 *TERMINAL QUESTIONS*

---

1. Give the general introduction of Indole.
2. Discuss the structure of Indole.
3. Explain the Fischer Indole synthesis with mechanism.
4. Why Indole gives electrophilic substitution reactions?
5. Discuss the structure of Quinoline.
6. Explain the Skraup synthesis of Quinoline with mechanism.
7. Explain the Bischler Napieralski synthesis of Isoquinoline with mechanism.
8. What happens when Quinoline and Isoquinoline undergo oxidation with aqueous  $\text{KMnO}_4$ ?

---

## 5.6 *TERMINAL ANSWERS*

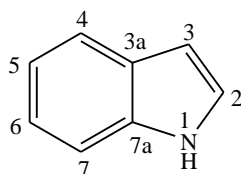
---

1. Indole is an aromatic heterocyclic organic compound with formula  $\text{C}_8\text{H}_7\text{N}$ . It has a bicyclic structure, consisting of a six-membered benzene ring fused to a five membered nitrogen-containing pyrrole ring. Chemistry of Indole was developed with the study of the dye indigo. Indigo can be converted to Isatin and then to Oxindole. Indole was first

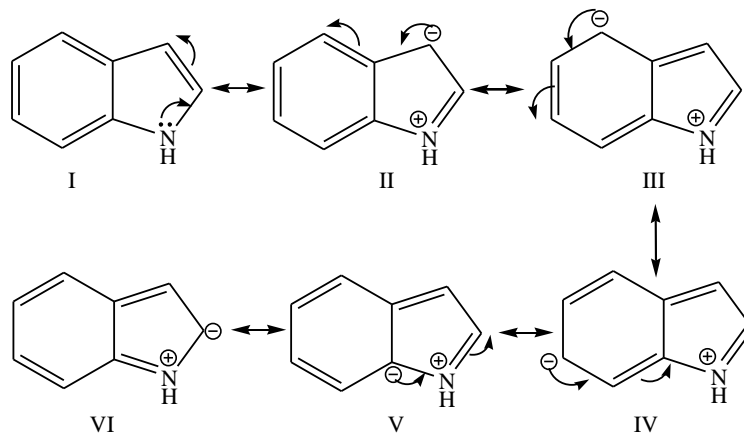


synthesized in 1866, when Adolf von Baeyer reduced Oxindole to Indole using zinc dust. The name Indole is a combined name of the words **indigo** and **oleum**, since Indole was first isolated by treatment of the indigo dye with oleum. Indole is widely distributed in the natural environment and can be produced by a variety of bacteria. As an intercellular signal molecule, it regulates various aspects of bacterial physiology, including spore formation, plasmid stability, drugs resistance, bio-film formation, and virulence. The amino acid tryptophan is an Indole derivative and the precursor of the neurotransmitter serotonin. Indole is found in coal tar and in essential oils (Jesamine oil, orange oil) of many plants. It also occurs in amino acids as a plant growth hormone in alkaloids.

- The IUPAC name of Indole is 1H-benzo[b] pyrrole, it is being the b-face benzo-fused isomer. The atoms are numbered as shown in below structure. The numbering begins from the Nitrogen atom and going counter clock wise around the two condensed rings.

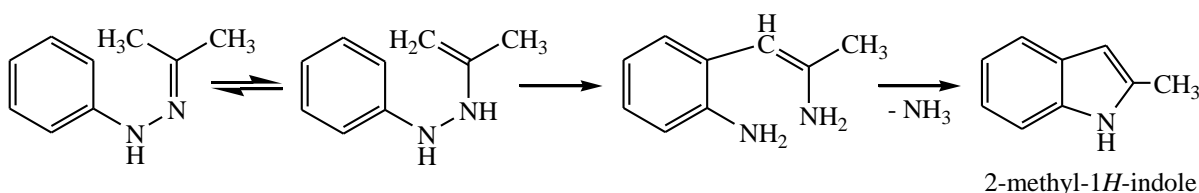


All the ring atoms in Indole are  $sp^2$  hybridized. The  $sp^2$  orbitals of all carbon and nitrogen atom overlap with each other and also with the s orbitals of hydrogen to form C-C, C-N, C-H and N-H  $\sigma$  bonds. Each ring atom also possesses a p orbital. These are perpendicular to the plane of the ring. Lateral overlap of these p-orbitals produce a  $\pi$  molecular orbital containing 10 electrons. Indole is an aromatic compound since it follows the Huckel's rule (*i.e.*  $4n+2\pi$   $\pi$  electron rule) for  $n=2$ . Indole is a resonance hybrid of several canonical forms. The different possible canonical forms of Indole are shown in Figure 2. Structures IV, V and VI involve the formation of a non-benzenoid system in which the aromaticity of benzene ring dose not retained. Hence, these structures contribute less in the resonance.

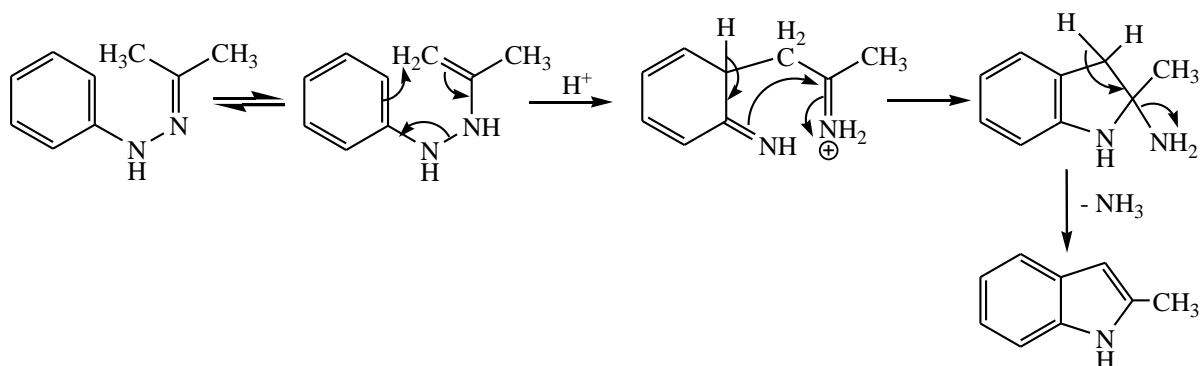


**Figure 2:** Different possible canonical forms of Indole

**3. The Fisher-Indole synthesis:** This is the most widely used method for the synthesis of Indole. It involves an acid (Lewis acid) catalyzed rearrangement of a phenylhydrazone of an aldehyde or ketone, with the elimination of a molecule of ammonia. The conventional catalysts used in this process are zinc chloride, polyphosphoric acid or a Lewis acid ( $\text{BF}_3$ ). Synthesis of 2-methyl indole can be achieved by taking the phenylhydrazone of acetone. The reaction is as shown below.

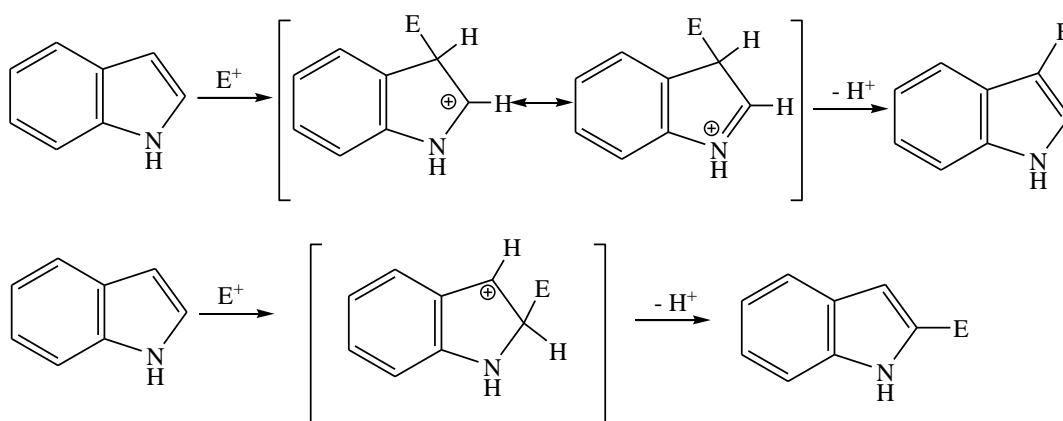


**Mechanism:** Fisher-Indole synthesis is supposed to take place through the acid catalyzed rearrangement of the tautomeric form of the starting phenylhydrazone as shown below.

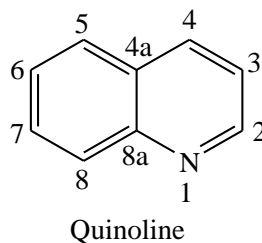


4. Indole is a  $\pi$ -excessive aromatic heterocycles with ten  $\pi$ -electrons. Indole is an aromatic compound. It involves the  $4n+2\pi$  electrons and hence follows the Huckel rule of

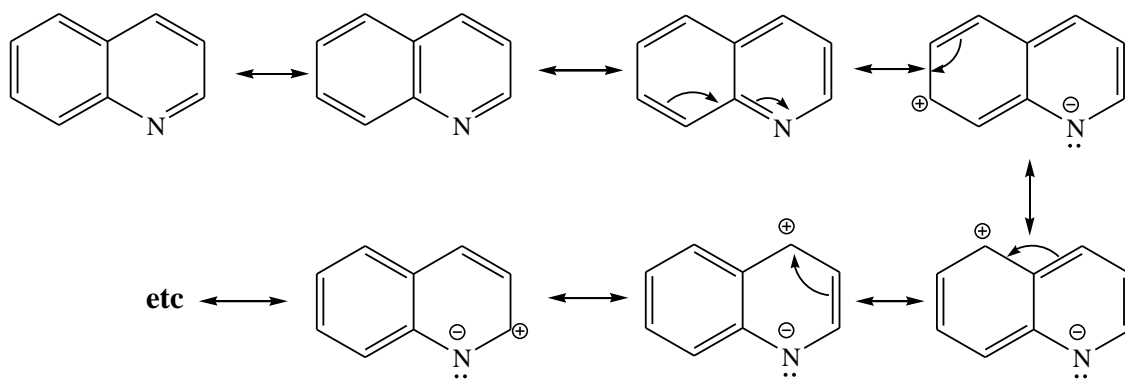
aromaticity. The lone pair of  $sp^2$  hybridized nitrogen atom participates in the delocalization process and thus helps to complete the ten  $\pi$ -electron across the ring. Like pyrrole, the  $\pi$  excessive nature of the aromatic ring governs the reactivity and chemical properties of Indole. Indole is a weak base ( $pK_a = -2.4$ ). In presence of a strong acid protonation of the nitrogen atom would disrupt the aromaticity of the five-membered ring. Like other aromatic compounds, Indole also gives the electrophilic substitution (the characteristic reactions of aromatic compounds). However, unlike pyrrole, electrophilic substitution in Indole takes place preferentially at  $C_3$ . A simple explanation for this can be made by analysis of the Wheland intermediates resulting from the attack of an electrophile at  $C_3$  and  $C_2$  positions. For a reaction at  $C_3$ , the energy of activation of the intermediate is lowered because it is possible to delocalize the positive charge through resonance involving the nitrogen lone pair of electrons. This favourable situation is not possible in the corresponding intermediate for attack at  $C_2$ .



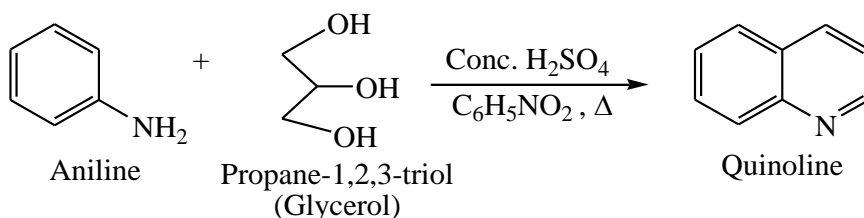
5. The IUPAC name of quinoline is benzo[b]pyridine; it is being the b-face benzo-fused isomer. The atoms are numbered as shown in below structure. The numbering begins from the Nitrogen atom and going counter clock wise around the two condensed rings. The structure of quinoline is shown as follow.



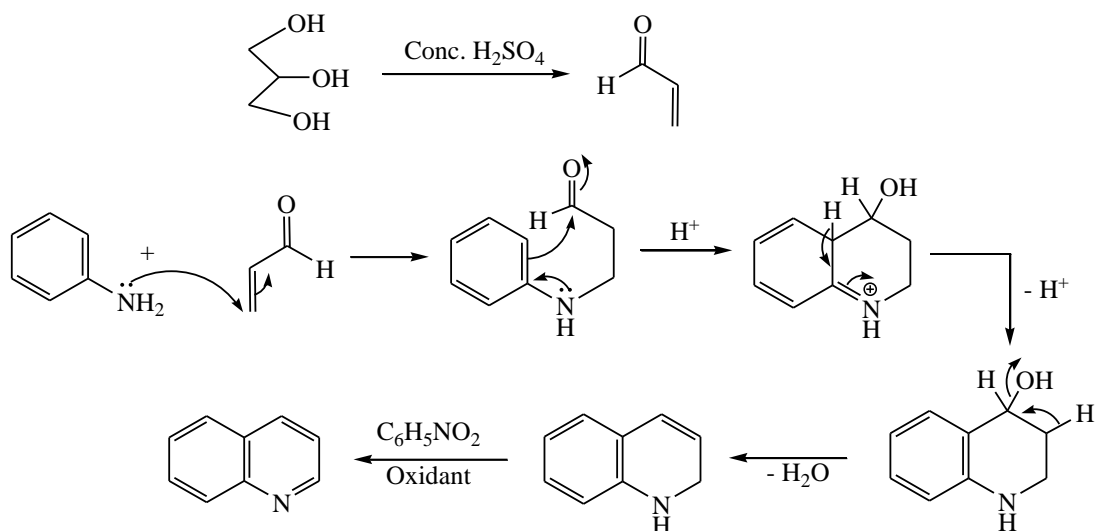
All the ring atoms in Quinoline are  $sp^2$  hybridized. The  $sp^2$  orbitals of all carbon and nitrogen atom overlap with each other and also with the s orbitals of hydrogen to form C-C, C-N, and C-H  $\pi$  bonds. Each ring atom also possesses a p orbital. These p orbitals are perpendicular to the plane of the ring. Lateral overlap of these p-orbitals produce a  $\pi$  molecular orbital containing 10  $\pi$  electrons. Quinoline is an aromatic compound since it follows the Huckel's rule (i.e.  $4n+2\pi$  electron rule) for  $n=2$ . Unlike Indole, the lone pair of nitrogen of quinoline does not participate in the delocalization. Quinoline is a resonance hybrid of several canonical forms as shown below.



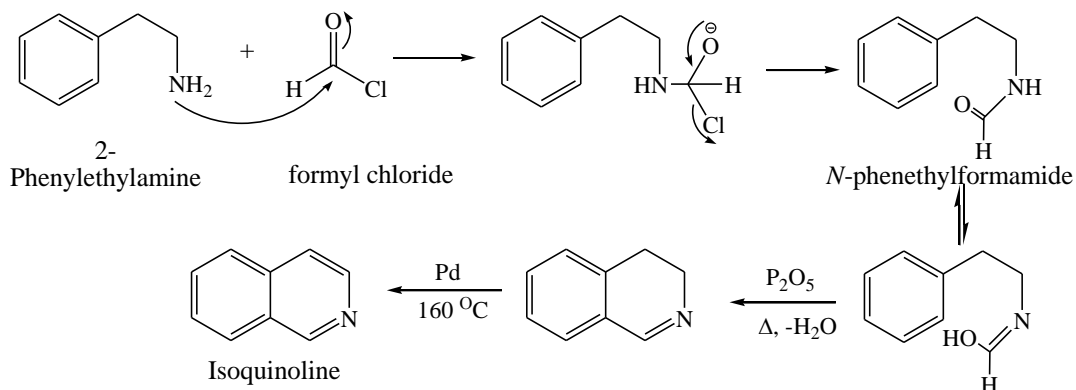
**6. The Skraup synthesis:** This is one of the most important methods for the preparation of quinoline. In this method the aniline and its derivatives having vacant ortho position is when heated with glycerol, concentrated  $H_2SO_4$  and an oxidizing agent the resultant product is obtained as quinoline or its derivatives. The nitrobenzene is generally used as mild oxidizing agent in Skraup synthesis. Glycerol when heated with concentrated  $H_2SO_4$  it gives the acrolein after dehydration. Condensation of acrolein thus obtained with aniline or its derivatives followed by oxidation gives the quinoline. The reaction is shown as follow.



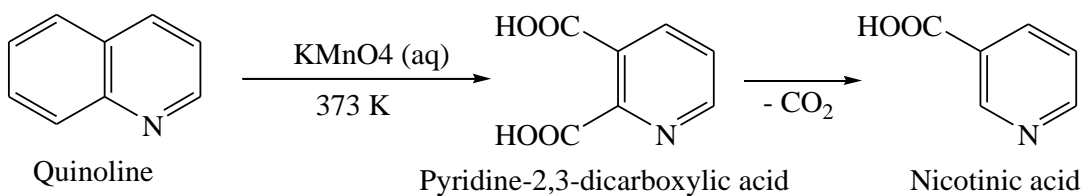
**Mechanism:** The step wise mechanism of Skraup synthesis of quinoline is given as follow.



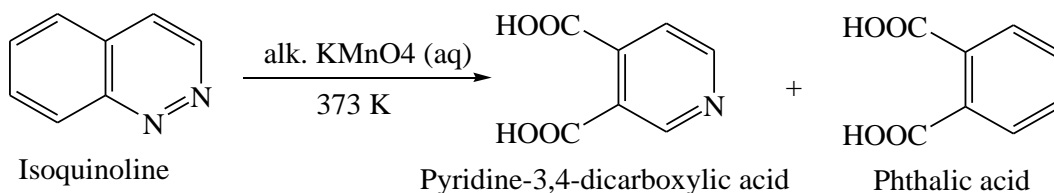
- 7. The Bischler Napieralski synthesis:** This synthesis was first suggested by the Bischler and Napieralski and has been subjected to a number of improvements later on. This method involves the cyclodehydration of an acyl derivative of B-phenylethylamine to give 3,4-dihydroisoquinoline, in the presence of Lewis acids such as polyphosphoric acid, zinc chloride or phosphorous pentoxide. The 3,4-dihydroisoquinoline is then dehydrogenated by Pd at  $160\text{ }^\circ\text{C}$  to Isoquinoline. It must be noted that the yields of this reaction are excellent if electron donating groups are present on benzene ring however if the electron withdrawing groups are present on benzene ring the yields are very poor. This is because of the electrophilic ring closure nature of the ring.



- 8. Oxidation:** In presence of  $\text{KMnO}_4$  quinoline get oxidized to pyridine-2,3-dicarboxylic acid which on decarboxylation gives nicotinic acid.



However, in presence of alkaline  $\text{KMnO}_4$  Isoquinoline get oxidized to equimolar mixture of phthalic acid and pyridine-3,4-dicarboxylic acid.




---

## 5.7 BIBLIOGRAPHY

---

6. "Heterocyclic Chemistry" by Raj K. Bansal 5<sup>th</sup> Edn, New Age International Publisher, ISBN 978-81-224-3143-8.
7. "Heterocyclic Chemistry" 5<sup>th</sup> Edn. by J. A. Joule, K. Mills and G. F. Smith, Wiley International Publications, ISBN: 978-1-4051-3300-5.
8. "Heterocyclic Chemistry" (3rd Edition) by Thomas. L. Gilchrist, Prentice Hall Publication, ISBN 978-0-5822-7843-1.
9. "Organic Chemistry" Vol. 1 by I L Finar, Published by Pearson Education; ISBN 10: 8177585428.
10. "Organic Chemistry" by T. W. Graham Solomons, Published by John Wiley; ISBN-10: 1118133579.

UNIT WRITER- Dr. Girdhar Joshi, Department of Chemistry P.G. College ,Gopeshwar